



FLÖTENGLAS
ELEGANCE IN EVERY CURVE

ULTIMO[®]

GH
ANTISCRATCH

FLUTED PANELS

100%
PURE ACRYLIC

LUXURIOUS COLLECTION



F L U T E D

ULTIMO[®]

Incepted in the year of 2015, ULTIMO is a leading wholesaler, trader and importer thoroughly engrossed in offering a wide variety of products to our customers such as Alabaster Sheets, Estilo Backlit Panels, Charcoal Panels, Viga Planks, Acrilico, Mattfix, Ultimo Bond, Murano Engraved Panels and many more. Made underneath the command of dexterous personnel, these offered products are widely recommended and accepted amid our customers. Also, these go through a series of quality tests to deliver a defect free consignment at the premises of our customers.

IT'S ALL ABOUT **FLUTED**

U
L
T
I
M
O



AVAILABLE IN SIZE

2440mm X 1220mm (8ft X 4ft)

Thickness : **2mm~3mm (+/- 10%)** same as sample use in brochure

APPLICATIONS

Wall Cladding & Partiton



Commercial



Healthcare



Residential



Bathroom



Kitchen



2mm~3mm
Thickness

Original
Pure Acrylic

100%



Anti
Yellow

Water
Resistant



Light
Weight



Scratch
Resistant

FEATURES

CARE & MAINTENANCE

- We never recommend waxes and polishes, they dull the natural finish.
- FLÖTENGLAS - All Decorative Panels will withstand normal wear and tear but can be damaged by scratching or cutting with utensils, knives and other sharp objects. To minimise scratching, always place and lift objects the surface-never drag or slide them across the surface.
- To remove heavy build-up of dirt use any Glass & Surface cleaner.
- To avoid bubbles in future, the air needs to be removed by the applicator with a soft pad.
- Use MDF, HDMR, WPC, PVC Boards in the base for better results.
- Don't use masking tape.
- Do not roll.

IT'S ALL ABOUT FLUTED

- FLÖTENGLAS warrants that all its products are free from manufacturing defects and perfectly ideal for use in normal conditions. In case of any manufacturing defect FLÖTENGLAS is liable for product cost only. FLÖTENGLAS is not liable for any complains in the following cases:
 - Colour variation from batch-to-batch production.
 - Improper handling of product or any transportation damage.
 - Improper installation of product.
 - Outdoor applications. • Exposure of laminate sheet to direct sunlight.
- We are liable only on acrylic product not on plywood, glue and other material for installation.
- It is advisable to check the batch number to avoid colour variation.
- FLÖTENGLAS is not liable for any complaints if the product is not properly handled or installed. Maintain according to given guidelines.

• **No Guarantee in any circumstances Like cracks, bubbles, color fade and color variation. Please check material when delivered.**

100%
PURE ACRYLIC



Wipe the surface clean using a light circular motion



Shake it well and lightly spray on the surface

NOTE:



FLÖTENGLAS
ELEGANCE IN EVERY CURVE

IT'S ALL ABOUT **FLUTED**



ULTIMO[®]

01
02



UK - 9008



Scan **QR Code**
For Full Sheet View



There can be colour variation in material from different batches,
It is advised to use same batch material to avoid colour variations.
Actual colours of the laminates sheet may vary from this brochure.





UK - 9006



Scan **QR Code**
For Full Sheet View



There can be colour variation in material from different batches,
It is advised to use same batch material to avoid colour variations.
Actual colours of the laminates sheet may vary from this brochure.



03

04





FLÖTENGLAS
ELEGANCE IN EVERY CURVE

IT'S ALL ABOUT **FLUTED**



ULTIMO®



Fluted acrylic panels feature a distinctive ribbed design, adding a modern aesthetic to interior spaces while diffusing light for a softened glow.

MOUNTAINEERING



UK - 9007



Scan **QR Code**
For Full Sheet View



There can be colour variation in material from different batches, It is advised to use same batch material to avoid colour variations. Actual colours of the laminates sheet may vary from this brochure.





UK - 9002



Scan **QR Code**
For Full Sheet View



There can be colour variation in material from different batches,
It is advised to use same batch material to avoid colour variations.
Actual colours of the laminates sheet may vary from this brochure.

These panels, crafted from durable acrylic, offer a unique combination of strength and visual appeal, making them an ideal choice for creative architectural and design applications.



G R A V I T A T I O N





FLÖTENGLAS
ELEGANCE IN EVERY CURVE

IT'S ALL ABOUT **FLUTED**



ULTIMO®

07
08



UK - 9001



Scan **QR Code**
For Full Sheet View



There can be colour variation in material from different batches,
It is advised to use same batch material to avoid colour variations.
Actual colours of the laminates sheet may vary from this brochure.





UK - 9003




Scan **QR Code**
For Full Sheet View



There can be colour variation in material from different batches,
It is advised to use same batch material to avoid colour variations.
Actual colours of the laminates sheet may vary from this brochure.











UK - 3010

EB - 1232



UK - 9010

EB - 1503



UK - 3006

EB - 1221





UK - 3008

EB - 2008



UK - 9009

EB - 1507




UK - 3001

EB - 1261










UK - 3004

EB - 1241





UK - 3002

EB - 1208




UK - 3011

EB - 1240





UK - 3003

EB - 1267



UK - 9010

EB - 1503




UK - 3005

EB - 1237









UK - 3009

EB - 1257



UK - 3002

EB - 1208



UK - 3007

EB - 1233




Fluted acrylic panels feature a distinctive ribbed design, adding a modern touch to interior spaces while diffusing light for a soft and elegant ambience.

N
A
U
T
I
C
A
L










UK - 2010

EB - 1232



UK - 9004

EB - 1507




UK - 2006

EB - 1221





UK - 2008

EB - 2008



UK - 9005

EB - 1503



UK - 2001


EB - 1261



17


18







UK - 2004

EB - 1241




UK - 2002

EB - 1208




UK - 2011

EB - 1240




UK - 2003

EB - 1267



UK - 9004

EB - 1507




UK - 2005

EB - 1237










UK - 2009

EB - 1257



UK - 2002

EB - 1208




UK - 2007

EB - 1233




UK - 1261

EB - 1261



UK - 1208

EB - 1208



UK - 1241

EB - 1241





EDGES

Edge banding in acrylic seamlessly enhances the edges of furniture, providing a clean, modern look while also ensuring resistance to wear and tear for long-lasting aesthetics.



EB - 1223




EB - 1264



EB - 1208



EB - 1232



EB - 1205



EB - 1501



EB - 1267



EB - 1240




EB - 1235



EB - 1228



EB - 1261



EB - 1507



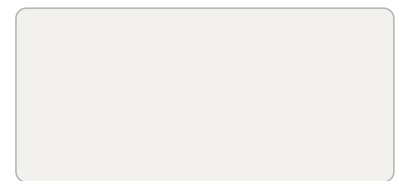
EB - 1505



EB - 1225



EB - 1237



EB - 1503




EB - 1269



EB - 1258



EB - 1221



EB - 1265



EB - 1266A




EB - 1236



EB - 1233



EB - 1207



EB - 1201



EB - 2008



EB - 1268



EB - 1241



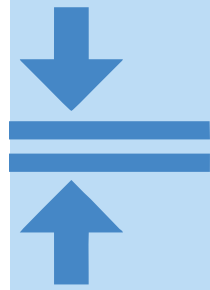
EB - 1257




REASONS FOR AIR BUBBLE FORMATIONS ON ACRYLIC SHEETS




To avoid delamination / air bubbles in between surface laminate and plywood (or any other suitable substrate) the below points need to take care of it.



Use of extremely large acrylic/PVC laminate sheets (more than 8 ft x 2 ft long)

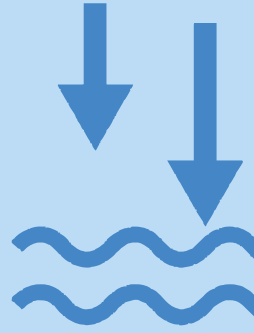


When substrate loses moisture after installation



Acrylic are bonded in extremely humid conditions

Use of water base synthetic resin adhesive any other the PEVA (Polyethylene Vinyl Acetate Co-polymer)



Debonding in certain areas because of uneven substrate surface



If hot cookware or utensils are directly placed on the laminate



Prolonged exposure to high temperature (above 30°C ~ 35°C)



The use of synthetic rubber adhesives such as SR / Jat Pat, Bostic, Heatx, etc.



Use of inferior or sub-standard dipped plywood or dipped lipping patti, which may chemically react with the adhesive




Exposure to direct sunlight can gravely affect a laminate's appearance

CAUSES OF YELLOW PATCHES AND COLOUR FADING AFTER INSTALLATION :

IT'S ALL ABOUT **FLUTED**

ULTIMO[®]

CAUSES OF CRACK LINES OR STRETCH LINES IN FLÖTENGLAS FLUTED ACRYLIC SHEETS.



To avoid the inside cracks & stretch line Do not store acrylic sheet in roll form.

- Improper handling / transportation / storage of FLÖTENGLAS
- Improper installation of FLÖTENGLAS
- Improper or unintended usage of FLÖTENGLAS
- Lack of or improper maintenance of FLÖTENGLAS
- Exposure to high temperatures
- Unauthorized alteration to the products Outdoor applications
- There will be no guarantee or exchange under any circumstances
- Color variations in products from different batches are possible
- We recommend using products from same batch to avoid color variations
- This brochure is for presentation purposes only. Actual colors may differ.

To avoid de lamination / air bubbles in between ply and laminate the above steps should be taken care of.
Bonding of acrylic sheets shouldn't be completed under high humidity

LIMITED WARRANTY

FLÖTENGLAS Products are tested to be reasonably free of defects, and when used and fabricated properly they will comply with the applicable manufacturing specifications within realistic deviations. we recommend customers to inspect properly before installing. FLÖTENGLAS warranty in on way covers defects and non-compliance from or otherwise attributable ti any other causes, including without limitation the following:

DISCLAIMER

- Do not use plywood with high moisture content
- Do not use ply with uneven surface
- Avoid using inferior quality adhesive
- Apply sufficient pressure
- We do not recommend pasting of sheets on the printed/branding area of the plywood

DO'S & DON'T'S

1. Store the laminates below 30°C temperature. To avoid the inside cracks & stretch line, do not store acrylic sheet in roll form.
2. Clean the surface of laminate with water and clean, non-abrasive cloth. We recommend cleaning with COLIN glass cleaner and soft Micro fibre cloth.
3. Glossy surfaces recommended to use in vertical applications.
4. Do not use alcohol based cleaners, solvent, petrol or oil as these may damage the surface of the laminate. Do not use cloth other than micro fibre.
5. Do not use thinner on the surface of FLÖTENGLAS laminates.
6. Do not place hot cookware directly on the laminate as the exposure to temperatures above 30°C may cause damage to the laminate surface.
7. Outdoor application of the laminate with exposure to direct sunlight and weather conditions are strict not recommended. UV rays may de-shape the laminate.

ULTIMO®

OUR PRODUCT RANGE



CHARCOAL

VIGA
In a class by itself...

ACRILICO
THE GLASS LAMINATE

MATTFLEX
FEEL SOFT

YOU DREAM, WE CREATE WITH
NEXO

Thickness - 3mm
ESTILO
BACKLIT PANELS

ALABASTER

MURANO
REFLECTS YOUR VISION

Luster

WHEN LUXURY, IT'S
MAISON

FLÖTENGLAS
ELEGANCE IN EVERY CURVE

ULTIMO
BOND

FOR
PASTING



www.theultimo.in | royaltradelinks55@gmail.com

FOLLOW US ON  