

**MAXIMUM RETAIL PRICES**  
(INCLUSIVE OF GST)

EFFECTIVE: MAY 15<sup>th</sup>, 2024

Ergonomics @ Work



QUALITY PRODUCTS, THE PROTECTION OF OUR ENVIRONMENT  
AND NURTURING OUR PEOPLE HAVE ALWAYS BEEN OUR PRIORITIES.  
NOW IT'S OFFICIAL!



ISO 9001: 2015  
Quality Management System



ISO 14001: 2015  
Environmental Management System



ISO 45001:2018  
Occupational Health and  
Safety Management System



BIFMA E3-2014  
Furniture Sustainability Standard  
for Business and Institutional Furniture

In our quest for quality, we constantly improve designs, features and specifications of our products. We therefore reserve the right to alter or change the design specifications without prior notification. The color of the products in this MRP may not match the actual color due to printing limitations.

# INDEX


Sr. No.	Product Segment	Page No.
1.	Smart Lifts	1 - 2
2.	Monitor Arms	2 - 4
3.	Keyboard Station & Trays	4 - 5
4.	CPU Stands & Stations	5
5.	Safe Drawers	6
6.	Office Furniture Essentials	6 - 7
7.	Electric Boxes & Chargers	8 - 10
8.	Cable Organiser	10 - 11

## FINISHES READY - RECKONER

### Powder Coated



### Powder Coated




### Powder Coated



### Plastic




### Plastic



### Plastic




### Anodized



### Anodized



### Plated



### Plated

### Other Finishes



### Other Finishes



### Stainless Steel



**Note :** These finishes are only for reference and may vary from actual finish due to digital representation limitations

## OFFICE FURNITURE FITTINGS

	ITEM	ITEM CODE	SIZE	FINISH	PCS. / Set	SPU	MRP
<b>SMART LIFTS</b>							
<b>SMART LIFTS PRO</b>							
	Smart Lift PRO2 (3 stage, Anti-Collision, 3 height memory setting)	SLTLP2-E	Height : 640-1290mm Width: 1075-1800mm Depth : 700mm Stroke : 650mm Speed: 40mm/s Capacity : static-200Kg / Dynamic 120Kg	AT	Set		52764
<b>SMART LIFTS ELECTRIC BASIC</b>							
	Smart Lift Electric Basic 2 (2 stage, Single Motor)	SLTLB2-E	Height: 690-1140mm Width: 1050-1630mm Stroke: 450mm Speed: 28mm/s Capacity: Dynamic 70kg Static : 85kg	AT	Set		31060
<b>SMART LIFTS ELECTRIC</b>							
	Smart Lift Electric-2 (2 stage, Anti-Collision, 3 height memory setting)	SLTL2-E	Height: 690-1150mm Width: 1075-1800mm Depth: 700mm Stroke: 460mm Speed: 32mm/s Capacity: static - 200Kg / Dynamic 120Kg	AT	Set	1	47292
<b>SMART LIFTS GAS LIFTS</b>							
	Smart Lift Table Legs 1200 - Gas Lift (without Table Top)	SLTL2-120G	Height: 682-1053mm Width: 1116mm Depth - 680mm Stroke: 380mm Speed: 200mm/s Capacity: static :100 kg/ Dynamic 5-8kg/	AT	Set	1	28950
	Smart Lift Table Top (For SLTL2-120G)	SLTT-120	1200 x 680 x 18mm		Set	1	7896
	Smart Lift Table Legs 1200-1600 - Gas Lift (without Table Top)	SLTL2-120- 160G	Height: 725-1140mm Width: 1030-1250mm Depth: 575mm Stroke: 415mm Speed: 200mm/s Capacity: static: 100kg/ Dynamic 5-8kg	AT	Set	1	32074
	Smart Lift Drawing Table - Gas Lift (With Table Top)	SLDT-120G	Height : 753mm to 1164mm Stroke: 411mm Speed : 200mm/s Capacity : static: 100kg/ Dynamic 5-8kg Table Top : 1200 x 680 x 18mm Table Top Tilt Range 0° - 45° (8 steps)	WH	Set	1	40792
	Smart Lift Single Leg - Gas Lift (with Round Table Top) - Centre Pole	SLSL2-GTT- CP2	Height: 690-1068mm Stroke: 378mm Speed: 200mm/s. Capacity: static 100kg/ Dynamic - 5 kg Dimension: Table Top - Ø 600 x 18mm Frame Size - Ø 500 (B) x (H) 685-1065	WH	Set	1	13158

## OFFICE FURNITURE FITTINGS

	ITEM	ITEM CODE	SIZE	FINISH	PCS. / Set	SPU	MRP
	Smart Lift Single Leg Gas Lift Centre Pole 3 (With Table Top)	SLSL2-GTT-CP3	Height: 748-1142mm (with caster) Stroke: 394mm Speed: 200mm/sec Capacity: static 50 kg/ Dynamic 5 kg Top Size: 690 x 480 x 18mm	WH	Set	1	13816
	Smart Lift Single Leg Gas Lift Centre Pole Tilt (With Table Top)	SLSL2-GTT-CPT	Height: 753 to 1139mm (with caster) Stroke: 386mm Speed: 200mm/s Capacity: static: 50 kg/ Dynamic 4-6 kg Table top tilt : 0° - 90° (Any angle stop) Top Size: 700 x 500 x 25mm	AT	Set		20396
<b>MONITOR ARMS</b>							
<b>COMPUTER MONITOR ARMS</b>							
	Single Screen	CMA-SA	VESA 75 x 75 & VESA 100 x 100 Max Load: 6kg/arm	AT	Each	1	2858
	Single Screen Extension Arm	CMA-EA	VESA 75 x 75 & VESA 100 x 100 Max Load: 6kg/arm	AT	Each	1	3242
	CMA Single Arm Edge Mount	CMA-SAEM	VESA 75 x 75 & VESA 100 x 100 Max Load: 6kg/arm	AT	Each	1	3138
	CMA Single Extended Arm Edge Mount	CMA-EAEM	VESA 75 x 75 & VESA 100 x 100 Max Load: 6kg/arm	AT	Each	1	3618
	Double Screen Arm	CMA-DA	VESA 75 x 75 & VESA 100 x 100 Max Load: 6kg/arm	AT	Each	1	4586
	Double Screen Extension Arm	CMA-DEA	VESA 75 x 75 & VESA 100 x 100 Max Load: 6kg/arm	AT	Each	1	5542
	CMA Double Arm Edge Mount	CMADA-EM	VESA 75 x 75 & VESA 100 x 100 Max Load: 6kg/arm	AT	Each	1	4854

## OFFICE FURNITURE FITTINGS

	ITEM	ITEM-CODE	SIZE	FINISH	PCS. / Set	SPU	MRP
	CMA Double Arm Extension Edge Mount	CMADA-EAEM	VESA 75 x 75 & VESA 100 x 100 Max Load: 6kg/arm	AT	Each	1	5802
	CMA Single Arm Wall Mount	CMA-SAWM	VESA 75 x 75 & VESA 100 x 100 Max Load: 6kg/arm Monitor to wall distance: 385mm max	AT	Each	1	2280
	CMA Single Extended Arm Wall Mount	CMA-EAWM	VESA 75 x 75 & VESA 100 x 100 Max Load: 6kg/arm Monitor to wall distance: 560mm max	AT	Each	1	2790
	CMA-Laptop Plate	CMA-LB	Max Load 6kg	AT	Each	1	666
<b>COMPUTER MONITOR ARMS - 2</b>							
	CMA Single Extended Arm Edge Mount 2	CMA-EAEM2	Screen Size: 15"-27" Load: 2-7kg Tilt: -85°~+90° Swivel: 180° Rotation: 360° VESA: 75/100	BL	Each		2910 <span style="color: red;">■</span>
	Multi-Screen Monitor Arm 2 - Edge Mount	MSMA2-EM	Screen Size: 13"-27" Max Load: 8kg Every Monitor Tilt: - 85°/ + 60° Swivel Range: 360° VESA: 75/100	BL	Each		3250 <span style="color: red;">■</span>
	Multi-Screen Monitor Arm 4 - Edge Mount	MSMA4-EM	Screen Size: 13"-27" Max Load: 8kg Every Monitor Tilt: - 85°/ + 60° Swivel Range: 360° VESA: 75/100	BL	Each		5210 <span style="color: red;">■</span>
<b>FLAT SCREEN MONITOR ARMS</b>							
	Flat Screen Holder Single Arm	FSHSA	VESA 75 x 75 and VESA 100 x 100 Load capacity: 7kg/arm	BL/AT	Each	1	1142
	Flat Screen Holder Single Arm - Edge Mount	FSHSA-EM	VESA 75 x 75 and VESA 100 x 100 Load capacity: 7kg/arm	BL/AT	Each	1	1316

## OFFICE FURNITURE FITTINGS

	ITEM	ITEM CODE	SIZE	FINISH	PCS. / Set	SPU	MRP
	Flat Screen Holder Double Arm	FSHDA	VESA 75 x 75 and VESA 100 x 100 Load capacity: 7kg/arm	BL/AT	Each	1	2090
	Flat Screen Holder - Wall Mount	FSHW1	VESA 75 x 75 and VESA 100 x 100 Max Load: 7kg/arm Monitor to wall distance: 90mm	BL/AT	Each	1	522
<b>KEYBOARD STATION &amp; TRAYS</b>							
<b>ARTICULATED KEYBOARD STATIONS</b>							
	Articulated K. B. Station (w/o Mouse Tray)	AKS1	Height adjustment : 130mm Negative Tilt : 20° Positive Tilt : 10° Max Load : 12kg	BL/AT	Each	1	1892
<b>KEYBOARD TRAYS</b>							
	K. B. Tray (350mm) with Mouse Tray	KBTM35	Length: 350mm Extension: 200mm Max Load : 12kg	BL	Each	1	1508
	K. B. Tray (350mm) w/o Mouse Tray	KBT35	Length: 350mm Extension: 200mm Max Load: 12kg	BL	Each	1	1092
	K. B. Tray - Soft Pad (with Mouse Tray)	KTSM35	Length: 350mm Extension: 200mm Max Load: 12kg	BL	Each	1	1804
	K. B. Tray - Soft Pad (w/o Mouse Tray)	KTS35	Length: 350mm Extension: 200mm Max Load: 12kg	BL	Each	1	1346
	K. B. Tray Full Extension - Soft Pad (w/o Mouse Tray)	KTS25FE	Length: 250mm Extension: 260mm Max Load: 12kg	BL	Each	1	1674
	K. B. Tray - Curve (W/o Mouse Tray)	KBTC35	Length: 350mm Extension: 240mm Max Load: 12kg	BL	Each	1	1032
	K. B. Tray - JUMBO Soft Pad (w/o Mouse Tray)	KBTJ1	Height adjustment: 54- 90mm	BL	Each	1	1910
	K. B. Tray - Eco (with mouse tray)	KTE1-35M	Height adjustment: 64- 95mm Slide length: 350mm Max Load: 12kg	BL	Each	1	1332
	K. B. Tray - Eco (w/o mouse tray)	KTE1-35	Height adjustment: 64- 95mm Slide length: 350mm Max Load: 12kg	BL	Each	1	958




## OFFICE FURNITURE FITTINGS

	ITEM	ITEM CODE	SIZE	FINISH	PCS. / Set	SPU	MRP
	Plastic Keyboard Base (w/o Mouse Tray)	PPK1	550 x 280 x 35mm	BL	Each		418
	Plastic Keyboard Base without Slides. (with Sliding Mouse Tray)	PPKM2	550 x 265 x 35mm	BL	Each	10	744
	Computer Keyboard Slide with Full Extension	CKSE25-I-35FE	250mm	BL	Set		536
	Computer Key Board Slide - Eco (I)	CKSE-35-I	350mm	ZW/ZB	Set of 2 pcs.		364
<b>CPU STANDS &amp; STATIONS</b>							
	CPU Stand with Twin Wheel Castor	CPUS1	Width adjustment: 130-230mm Max Load: 25Kg	BL/AT	Each		790
	CPU Stand - ECO	CPUS-E1	Width adjustment: 100-205mm Max Load: 12Kg	BL/AT	Each	1	688
	Side Mounting CPU Stand	CPUSM	Width adjustment: 145-225mm Safe Load: 20Kg	BL/AT	Each	1	556
	Telescopic CPU Stand	CPUST1	Height adjustment: 310-530mm Width adjustment: 145-225mm Safe Load: 20kgs	BL/AT	Each	4	1116
	CPU Station (with lock)	CPUSL	Height adjustment: 300-550mm Width adjustment: 160-210mm Safe Load 20kg	BL/AT	Each	1	2860
	CPU Station	CPUSN	Height adjustment: 300-550mm Width adjustment: 70-250mm Safe Load 20kg	BL/AT	Each	1	2378
	CPU Station Basic	CPUSB	Height adjustment: 300-550mm Width adjustment: 70-250mm Safe Load 20kg	BL/AT	Each		1736








## OFFICE FURNITURE FITTINGS

	ITEM	ITEM CODE	SIZE	FINISH	PCS. / Set	SPU	MRP
<b>SAFE DRAWERS</b>							
<b>SAFE DRAWERS TOP MOUNT</b>							
	Safe Drawer - Top Mount - Single	SD-TM1	470 x 300 x 60mm	AT	Each		1782
	Safe Drawer - Top Mount Single - (with Felt Mat)	SDM-TM1	470 x 300 x 60mm	AT	Each		2034
	Safe Drawer - Top Mount- Double	SD-TM1D	470 x 300 x 125mm	AT	Set		3492
	Safe Drawer - Top Mount Double (with Felt Mat)	SDM-TM1D	470 x 300 x 125mm	AT	Set		3768
	Safe Drawer - Top Mount - Single - (with Combination Lock & Felt Mat)	SDM-TMCL	470 x 300 x 60mm	AT	Each		2916
<b>SAFE DRAWERS MINI</b>							
	Safe Drawer Mini - Single (with felt mat)	SMD-SM1	360 x 270 x 60mm	AT/WT	Each		1648
	Safe Drawer Mini - Double (with felt mat)	SMD-DM1	360 x 270 x 120mm	AT/WT	Set		3008
	Safe Drawer Mini - Single (with Combination Lock & Felt Mat)	SMD-SMCL	360 x 270 x 60mm	AT/WT	Each		2448
<b>OFFICE FURNITURE ESSENTIALS</b>							
	Work Station Tray	WST14-6	355 x 151mm	BL	Each	1	184
		WST16-6	405 x 151mm	BL	Each	1	204
	Pencil Tray	PT1	350 x 119 x 22mm	BL	Each		120
	Work Station Tray (Round)	WSTR9	Ø 228mm	WH/AT	Each	1	200
	Table Mat	TM-6035	Dimensions: 590x345x2.0mm	BL/BN/BR	Each		1470 ▼ ▲

## OFFICE FURNITURE FITTINGS

	ITEM	ITEM CODE	SIZE	FINISH	PCS. / Set	SPU	MRP
	Laptop Stand	LTS1	400 x 270 x 70	AT	Each	1	480
	Foot Rest	FR2	450 x 350mm	BL	Each	5	1512
	Modesty Panel Clamp New	MPC1-2-WT	Glass thickness: 8-16mm, Max load: 20kg	WT	Set	10	266
	Table Partition Clamp-Slim	TPCS8	Partition thickness: 4-12mm	WT/SL/AT/BL	Each	30	152
		TPCS16	Partition thickness: 12-20mm	WT/SL/AT/BL	Each	30	160
	Table Partition Clamp Slim - Edge Mount	TPCS-8EM	Partition thickness: 4 to 12mm	SL/WT/AT	Each		166
		TPCS-16EM	Partition thickness: 12-20mm	SL/WT/AT	Each		176
	Table Partition Clamp - Top Mount	TPC2-620	Partition thickness: 6-20mm	WT/SL	Each	30	178
<b>*(Add Rs. 6/- for the Table Partition Clamp with 95mm bolt and '95' to the item code)</b>							
	Table Partition Clamp - Edge Mount	TPC2-620EM	Partition thickness: 6-20mm	SL/WT/AT	Each	25	192
	Table Partition Clamp 3 (With Screw & ST Insert)	TPC3-412	4mm to 12mm	SL/AT/BL/WT	Each		106
		TPC3-1220	12mm to 20mm	SL/AT/BL/WT	Each		110

## OFFICE FURNITURE FITTINGS

	ITEM	ITEM CODE	SIZE	FINISH	PCS. / Set	SPU	MRP
<b>ELECTRIC BOXES &amp; CHARGERS</b>							
<b>ELECTRIC BOXES</b>							
	Electric Box - Slide Out (with Wireless Charger 15 watt + 2 Universal Power Sockets + 2 USB Fast Charger (A+C) + 1 Cat 6 socket +1 HDMI Socket)	EBS-SO2	Dimensions: 350 x 100 x 40mm Desktop Cutting Dimension: 340 x 72mm INPUT Voltage: 110V-250V Power Max : 2300W	SL	Each		11920
	Electric Box - Edge Mount (with 2 Universal Power Sockets + 2 USB Fast Charger (A+C))	EBS-EM2	Dimensions: 162 x 63 x 117mm INPUT Voltage: 110V-250V Power Max : 2300W	BL	Each		5864
	Electric Box - Ceiling Mount (with 2 Universal Power Sockets + 2 USB Fast Charger (A+C))	EBS-CM1	Dimensions: 162 x 43 x 46mm INPUT Voltage: 110V-250V Power Max : 2300W	BL	Each	1	4570
	Electric Box - Flip Up (with 2 Universal Power Sockets + 2 USB Fast Charger (A+C)+ 1 HDMI Socket)	EBS-FU2	Dimensions: 228 x 158 x 50mm Desktop Cutting Dimension : 216 x 150mm INPUT Voltage: 110V-250V Power Max : 2300W	SL	Each		6676
	Electric Box with Cable Manager 3 (with 2 USB Sockets (A+C), 1 Universal Power Socket, Cat 6 and HDMI Socket)	EBCM3	Dimensions: 182 x 52 x 27mm (Cut out: 176mm) INPUT Voltage: 110V-250V Power Max : 2300W	WH/BL	Each		1354
<b>ELECTRIC BOX - WIDE</b>							
	Electric Box Wide 30	EBW30	320 x 152 x 27 Cutout: 134.5 x 301mm	WT/AT/ BT	Each		1280
	Electric Box Wide 35	EBW35	370 x 152 x 27 Cutout: 134.5 x 351mm	WT/AT/ BT	Each		1450
	Electric Box Wide 40	EBW40	420 x 152 x 27 Cutout: 134.5 x 401mm	WT/AT/ BT	Each		1620
	Electric Box Wide 45	EBW45	470 x 152 x 27 Cutout: 134.5 x 451mm	WT/AT/ BT	Each		1790
<b>ELECTRIC BOX 2 WAY</b>							
	Electric Box 2 Way 45	EB2W45	470 x 148 x 28 mm	WT/AT/ BT	Each		2898
	Electric Box 2 Way 50	EB2W50	520 x 148 x 28 mm	WT/AT/ BT	Each		3164
	Electric Box 2 Way 60	EB2W60	620 x 148 x 28 mm	WT/AT/ BT	Each		3680

## OFFICE FURNITURE FITTINGS

	ITEM	ITEM-CODE	SIZE	FINISH	PCS. / Set	SPU	MRP	
<b>ELECTRIC BOX - SLIM</b>								
	Electric Box Slim 11	EBS11	132 x 132 x 27mm Cutting Dimension: 113x114.5mm	WT/AT /BT	Each	1	550	
		EBS11-FB	132 X 132 X 27	FB	Each		578 *	
		EBS11-SN	132 X 132 X 27	SN	Each		578 *	
	Electric Box Slim 20	EBS20	220 x 132 x 27mm Cutting Dimension: 201x114.5mm	WT/AT /BT	Each	1	822	
		EBS20-FB	220 X 132 X 27	FB	Each		864 *	
		EBS20-SN	220 X 132 X 27	SN	Each		864 *	
	Electric Box Slim 25	EBS25	270 x 132 x 27mm Cutting Dimension: 251x114.5mm	WT/AT /BT	Each	1	974	
		EBS25-FB	270 X 132 X 27	FB	Each		1022 *	
		EBS25-SN	270 X 132 X 27	SN	Each		1022 *	
		Electric Box Slim 30	EBS30	320 x 132 x 27mm Cutting Dimension: 301x114.5mm	WT/AT /BT	Each	1	1140
			EBS30-FB	320 X 132 X 27	FB	Each		1198 *
			EBS30-SN	320 X 132 X 27	SN	Each		1198 *
		Electric Box Slim 35	EBS35	370 x 132 x 27mm Cutting Dimension: 351x114.5mm	WT/AT/BT	Each	1	1294
			EBS35-FB	370 X 132 X 27	FB	Each		1358 *
			EBS35-SN	370 X 132 X 27	SN	Each		1358 *
	Electric Box Slim 40	EBS40	420 x 132 x 27mm Cutting Dimension: 401x114.5mm	WT/AT /BT	Each	1	1456	
		EBS40-FB	420 x 132 x 27	FB	Each		1528 *	
		EBS40-SN	420 x 132 x 27	SN	Each		1528 *	
	Electric Box Slim 45	EBS45	470 x 132 x 27mm Cutting Dimension: 451x114.5mm	WT/AT /BT	Each	1	1612	
		EBS45-FB	470 X 132 X 27	FB	Each		1692 *	
		EBS45-SN	470 X 132 X 27	SN	Each		1692 *	
	Electric Box Slim 2	EBS230	300 x 120 x 25mm (Cut Out: 290 x 111mm)	WH	Each		594	
	Electric Box Broad	EBB30	310 x 150 x 30mm (Cut out: 292 x 136mm)	WH	Each		1370	
		EBB45	460 x 150 x 30mm (Cut out: 442 x 136mm)	WH	Each		1744	
	Electric Box Broad 1	EBB60-1	600 x 143 x 25mm (Cut out: 592 x 136mm)	WH	Each		1900	
<b>ELECTRIC BOX - 5 MODULE</b>								
	5 Module Electric Box Top Mount (1 Power + 1 USB C + 1 USBA with switch)	EB5	165 x 70 (Cutout: 142 x 64mm)	BL	Each		1610	

## OFFICE FURNITURE FITTINGS

	ITEM	ITEM-CODE	SIZE	FINISH	PCS. / Set	SPU	MRP
<b>ELECTRIC BOX - 6 MODULE</b>							
	Electric Box 6 Module with Sockets - Soft Close (1 Power + 2 USBA + 1 USBC + 1 Switch & Shield)	EBS6SC1	219 x 119 x 103 mm (Cutout: 208 x 105 mm)	AT	Each		3200
	6 Module w/o Soft Close & Shield	EB-6M	219 x 119 x 51 mm (Cutout: 208 x 105 mm)	AT	Each	2	1190
	6 Module with Soft Close & w/o Shield	EB-6MSC		AT	Each	2	1324
	6 Module w/o Soft Close & with Shield	EB-6MS	219 x 119 x 103 mm (Cutout: 208 x 105 mm)	AT	Each	1	1374
	6 Module with Soft Close & Shield	EB-6MSCS		AT	Each	1	1512
<b>ELECTRIC BOX - 8 MODULE</b>							
	Electric Box 8 Module with Sockets - Soft Close (2 Power + 1 USBA + 1 USBC + 1 Switch + 1 CAT6 & Shield)	EBS8SC1	268 x 119 x 103mm (Cutout: 257 x 105mm)	AT	Each		3600
	8 Module w/o Soft Close & Shield	EB-8M	268 x 119 x 51 mm (Cutout: 257 x 105 mm)	AT	Each	2	1348
	8 Module with Soft Close & w/o Shield	EB-8MSC		AT	Each	2	1486
	8 Module w/o Soft Close & with Shield	EB-8MS	268 x 119 x 103 mm (Cutout: 257 x 105 mm)	AT	Each	1	1558
	8 Module with Soft Close & Shield	EB-8MSCS		AT	Each	1	1698
<b>ELECTRIC BOX - 10 MODULE</b>							
	Electric Box 10 Module with Sockets - Soft Close (3 Power + 1 USBA + 1 USBC + 1 Switch + 1 CAT6 & Shield)	EBS10SC1	316 x 119 x 103mm (Cutout: 305 x 105mm)	AT	Each		4000
	10 Module w/o Soft Close & Shield	EB-10M	316 x 119 x 51mm (Cutout: 305 x 105mm)	AT	Each	2	1506
	10 Module with Soft Close & w/o Shield	EB-10MSC		AT	Each	2	1644
	10 Module w/o Soft Close & with Shield	EB-10MS	316 x 119 x 103mm (Cutout: 305 x 105mm)	AT	Each	1	1750
	10 Module with Soft Close & Shield	EB-10MSCS		AT	Each	1	1890
<b>CHARGERS</b>							
	USB A & C type Round Table Socket	USB-AC35	Ø 35mm	BL	Each		972
<b>CABLE ORGANISER</b>							
	Cable Organiser -Dia 60	CO60	Cutout: Ø 60mm	WH/GR/BL	Each	200	37

## OFFICE FURNITURE FITTINGS

	ITEM	ITEM-CODE	SIZE	FINISH	PCS. / Set	SPU	MRP
	Cable Organizer - Zinc (Ø60mm & 80mm)	CO60ZN1	Ø 60mm Cutout: Ø 58.6mm	ZW	Each	20	208
		CO80ZN1	Ø 80mm Cutout: Ø 78.9mm	ZW	Each	20	274
	Cable Tray	CT30	300mm	SS	Each	2	228
		CT50	500mm	SS	Each	2	364
	Cable Tray Fixed	CTF-1	384 x 148 x 86mm	AT/WT	Each		432
	Undermount Cable Tray	UCT-551	550 x 89 x 52mm	WH	Each		706
		UCT-552	550 x 180 x 120mm	WH	Each		790
	Cable Organiser Ø20mm	CO20-1.5	Ø20mm	SL/BL/ WH	1.5m		262 /Pc
		CO20-10	Ø20mm	SL/BL/ WH	10m		1648 /Pc
		CO20-50	Ø20mm	SL/BL/ WH	50m		8242 /Pc
	Tool for Cable organiser	TCO2	20mm	EB	Each		44
	Cable Organiser Ø30mm	CO30-1.5	Ø30mm	SL/BL/ WH	1.5m		388 /Pc
		CO30-10	Ø30mm	SL/BL/ WH	10m		2404 /Pc
		CO30-50	Ø30mm	SL/BL/ WH	50m		11980 /Pc
	Tool for Cable organiser	TCO3	30mm	EB	Each		48
	Vertebrae (Oval)	VO2	L - 780mm	WH/GR/ BL	Each	20	846
	Vertebrae Oval 1300mm	VO13	L - 1300mm	WH/GR/ BL	Each		1320
	Vertebrae Rectangular	VR2	L - 790mm	WH/GR/ BL	Each	20	514
	Vertebrae Rectangular 1300mm (Without Base Plate)	VR13	L - 1300mm	WH/GR/ BL	Each		676
	Ventilation Grill Dia 40mm	VG40	Ø 40mm	BL/GR/ WH	Each	20	18
	Ventilation Grill - Rectangular	VG34168	34 x 168mm	BL/GR/ WH	Each	10	47

\* New Product    SPU - Standard Packing Unit  
 ■ Code Change



**Ebco Pole Shelving System**  
A shelving unit that's  
always ready for more.



Study / Work



Walk-in Wardrobe



Bathroom



Scan to view  
our Brochure

**Truly Indian and World-Class.**

Reach us at [info@ebco.in](mailto:info@ebco.in) or call +91-22-6783 7777  
Toll free 1800 120 1122 | Web [ebco.in](http://ebco.in) | [shop.ebco.in](http://shop.ebco.in)

