



Greenlam
LAMINATES



2 0 | 2 0
2 0 | 2 2

COLLECTION



Scan to download
the E-Catalogue

THE POSSIBILITIES ARE ENDLESS

Greenlam is among the world's top 3, Asia's largest and India's No. 1 surfacing solutions company. With its presence in over 100 countries, Greenlam has focused on developing quality products with great passion for innovation. It offers end to end surfacing solutions spread across laminates, compacts, decorative veneers, engineered wooden floors and engineered wooden doors & frames to choose from. With two state-of-the-art manufacturing facilities in the country, it is the first choice of Architects, Interior Designers and Home Owners when it comes to transforming living spaces.

We work in harmony with our environment. Greenlam thinks and acts to save and preserve nature in its pristine form by ethical sourcing of its raw materials from the world over. Coupled with this, the products offered by Greenlam are Greenguard Certified and Anti-bacterial, thereby ensuring they are environment friendly and safe to use. With robust team of over 14,000 distributors and dealers across the globe, Greenlam is just a call away to give your spaces a new look.

Business Card



Scan to download
the Price List



ANTI-VIRUS

Greenlam Anti-Virus Laminates are durable, non-porous treated surface that has the potential to retard and kill up to 99.99%* of viruses that comes in contact with it.



ANTI-BACTERIAL

The entire range of Greenlam laminates has been treated with high-efficacy anti-microbial agents. These agents can curb the growth of nearly 99.99%* of harmful bacteria.



NSF CERTIFICATION

Greenlam is the only brand in Asia to hold an NSF (National Sanitation Foundation) Certification for High Pressure Laminate. All our products are certified as safe to be used on food-surfacing equipments such as work-tops & non-work tops.



HEALTH & ENVIROMENT CERTIFICATION

Apart from Greenguard Standard and Greenlabel Singapore, Greenlam holds the Greenguard Gold certification as well. This means that our laminates have minimal emission of TVOC (Total Volatile Organic Compounds), and are suitable for use in environments such as school where children spend significant periods of time. Greenlam products are also FSC certified.

* Condition Apply.



10 YEAR WARRANTY

Greenlam offers 10 year warranty on all products against any manufacturing defect.



FIRE RETARDANT

Greenlam laminates hold the highest standard of fire resistance. Not only is it Class '0' rated, our laminates holds the best certification of Bs1d0, which proves that the smoke production is at the minimal and there are 0 flaming droplets in case of fire. Last but not the least, our laminates not only withstand the fire, it even helps to extinguish the fire when comes in direct contact with thermal attack.



25 YEARS OF EXCELLENCE

Greenlam has won various pretigious awards including Delhi's Best Employer Brand Award, Largest Exporter of Laminates, Expert's Choice Award, Power Brands, Master Brand, 100 most Valuable Brands among many others.

YOUR COLOUR, YOUR LAMINATE.

Only an Architect will understand.

The Greenlam laminates Colourama app is every Interior designer's and Architect's go-to app!
In just a few seconds, you can turn your inspiration reality. Simply, 'click' any photo and select your favourite colour or 'pick' colour from the palette and we 'match' it to our laminates.

You can also find the complementary laminates and the edgeband suggestion.



DOWNLOAD THE COLOURAMA APP



AFX

Greenlam AFX is a matt finish laminate which has been specially treated to make the surface impression-free, non-porous, scratch-resistant and hydro-repellant, making it effortless to clean away impurities and grease marks.

Anti-fingerprint Laminates

Sizes: 1300 x 3050 mm (4.25 x 10 ft)

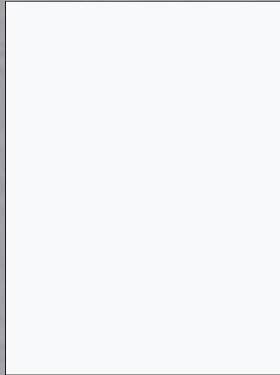

Thickness: 1.0 mm



Recommended Applications: Shutters, Paneling, Table Top,



Premium Retail Furniture & Fixtures and Doors



- Anti-fingerprint
- Matt surface with low light reflection
- Soft touch
- Scratch-resistant
- Hygienic
- Food-contact suitable
- Mould-resistant
- Easy to clean
- Hydro-repellant

A

1   **9851 AFX**
(WHITE X)

2   **9852 AFX**
(EDEN GREY)

3   **9853 AFX**
(ANTHRACITE)

4   **9861 AFX**
(BLACK X)



UNI CORE

Greenlam Unicore are high performance uni-coloured laminates made with multi-layered decorative papers. These are crafted to offer uniformity and seamlessness to the surface with no dark edges.

Unicore Laminates

























Sizes: 1220 x 2440 mm (4 x 8 ft)

Thickness: 1.0 mm

Recommended Applications: Premium Furniture & Fixtures

-  Abrasion Resistant
-  Anti-Bacterial
-  Heat Resistant
-  Scratch Resistant
-  Stain Resistant
-  No Dark Edges



	A	B	C	D	E	F
1						
	 ● 90107 HDG (WOOL)	 ● 90124 HDG (MYSORE IVORY)	 ● 90207 HDG (DIVINE YELLOW)	 ● 90217 HDG (LIGHT ORANGE)	 ● 90204 HDG (RED DYNASTY)	 ● 90401 HDG (BLACK)
2						
	 ● 90107 SUD (WOOL)	 ● 90124 SUD (MYSORE IVORY)	 ● 90207 SUD (DIVINE YELLOW)	 ● 90217 SUD (LIGHT ORANGE)	 ● 90204 SUD (RED DYNASTY)	 ● 90401 SUD (BLACK)

HD GLOSS

Greenlam HD Gloss has been developed with the most advanced technology to create the best-in-class Gloss. Resistant to MAR, scratches and abrasion, these premium laminates are sturdier & highly durable than any other standard gloss laminate.

HD Gloss Laminates

Sizes: 1220 x 2440 mm (4 x 8 ft)

Thickness: 1.0 mm

Recommended Applications: Kitchen Shutter, Wardrobe, Table Top
Reception/Retail counter and Restaurant/Bar area

-  Abrasion Resistant
-  Anti-Bacterial
-  Heat Resistant
-  Impact Resistant
-  MAR Resistant
-  Scratch Resistant
-  Stain Resistant
-  Superior Gloss Level



A



5380 HDG
(BLACK FOREST)

B



782 HDG
(MAKASSAR WOOD)



5083 HDG
(SOUTHERN OAK)

A



5572 HDG
(GREY MARQUINA)



5571 HDG
(CRÈME MARQUINA)

B



5344 HDG
(TURQUOISE TEAK)

A



1



5376 HDG
(TEXAS RODEO)



B



5349 HDG
(AUSTIN WALNUT)



A



1



749 HDG
(SAPELE)



B



5522 HDG
(HORIZONTAL EBONY)



2



681 HDG
(CHERRY SETA)



5337 HDG
(MALAY TEAK)



2



608 HDG
(AMERICAN WALNUT)



5523 HDG
(HORIZONTAL SANTOS)



3



5333 HDG
(NORDIC WALNUT)



777 HDG
(SUMATRA TEAK)



3



5082 HDG
(LOUISIANA OAK)



5524 HDG
(SAMARA OAK)





	A	B	C	D	E
1					
	107 HDG (WOOL)	124 HDG (MYSORE IVORY)	101 HDG (WHITE)	270 HDG (SILVER GREY)	261 HDG (DARK GREY)
2					
	141 HDG (BEIGE)	146 HDG (OATMEAL)	181 HDG (CHOCOLATE)	458 HDG (NOIR CURRENT)	138 HDG (TERRACOTTA)
3					
	137 HDG (MUSTARD)	217 HDG (LIGHT ORANGE)	207 HDG (DIVINE YELLOW)	251 HDG (BRIGHT GREEN)	364 HDG (EMERALD)
4					
	173 HDG (BARBIE PINK)	204 HDG (RED DYNASTY)	201 HDG (MAROON)	291 HDG (ELECTRIC BLUE)	401 HDG (BLACK)

VRB

The finest expression of nature was laid on a paper to produce one of the most premium laminate. VRB texture borrowed from the heart of nature, offers the essence of real wood veneer. It provides the appearance of dry matt finish which is a strong fashion direction for surface finishes.

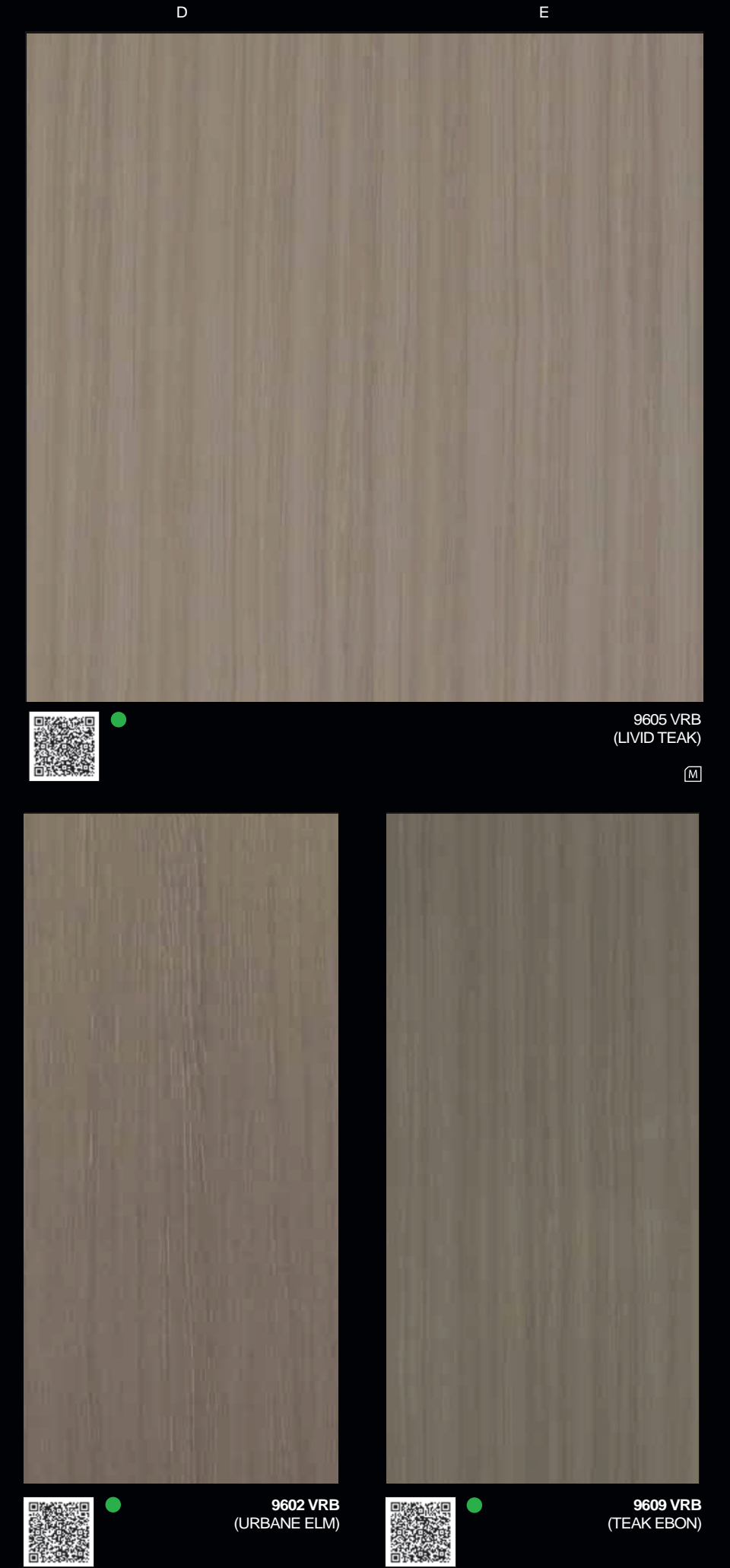
VRB Laminates

Sizes: 1220 x 2440 mm (4 x 8 ft)

Thickness: 1.0 mm


Recommended Applications: Wardrobe, Wall paneling, Premium furniture & fixtures for residential and commercial spaces.






1

A




9608 VRB
(VINTAGE TEAK)

B




9620 VRB
(IMMERSED WENGE)

C



9623 VRB
(WALNUT SUPREME)

D



9604 VRB
(NATTY ELM)

2



9607 VRB
(BUOYANT TEAK)




9622 VRB
(PRIME WALNUT)




9606 VRB
(XYLOID TEAK)

A




5428 VRB
(TRUSTED OAK)

B




9601 VRB
(ELM GLOW)

C




5348 VRB
(SHERWOOD OAK)

2



9614 VRB
(SPIRITED OAK)



5427 VRB
(REFRESH OAK)

BYNCHRO

Greenlam Synchro laminates are specially designed with registered embossing technology which synchronizes plate texture with paper pattern and brings in a dramatic level of realism to laminates that are a true reflection of real wood.



A



5354 SY2
(LEONASH)

B



5351 SY1
(CARDIFF ELM)



5352 SY1
(ROVIGO ELM)

A



5353 SY1
(ROSENHEIM ELM)



5355 SY2
(VALENCIA ASH)

B

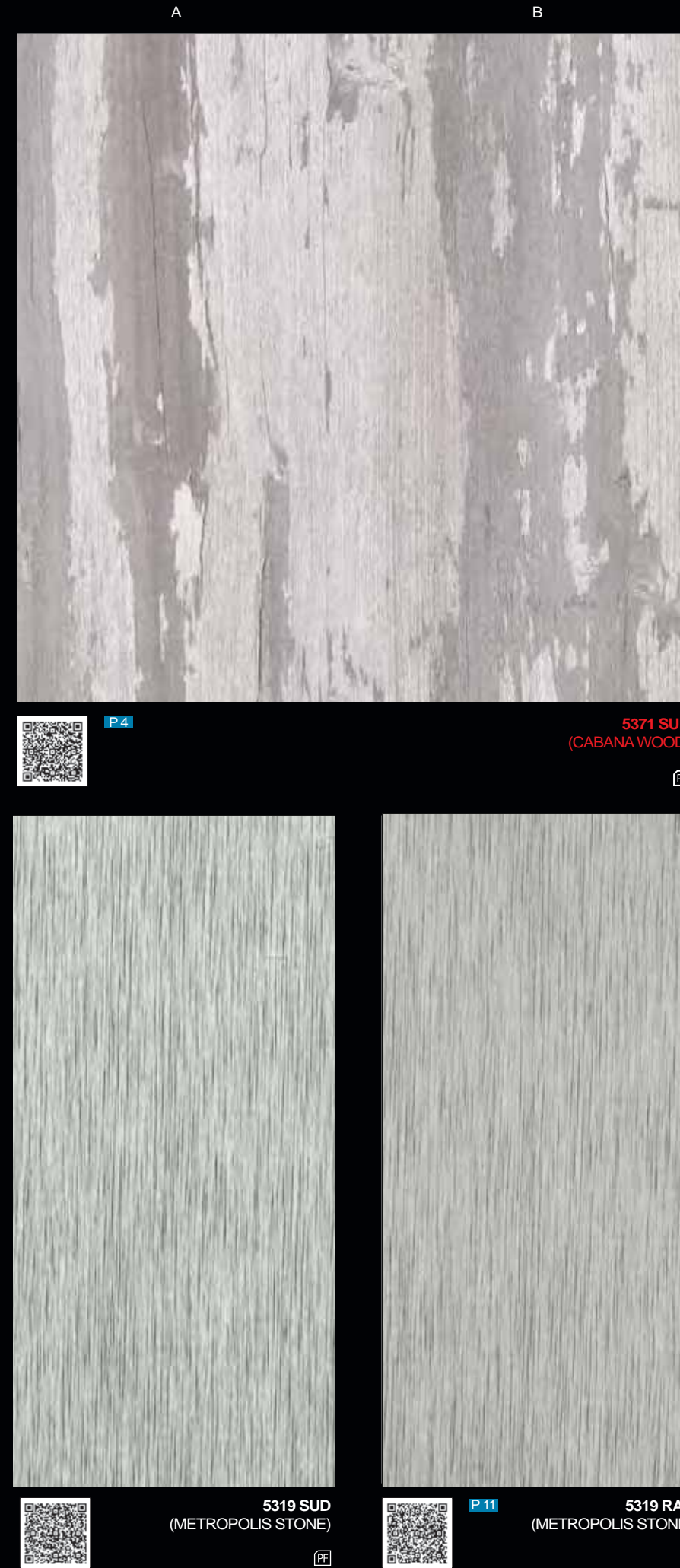
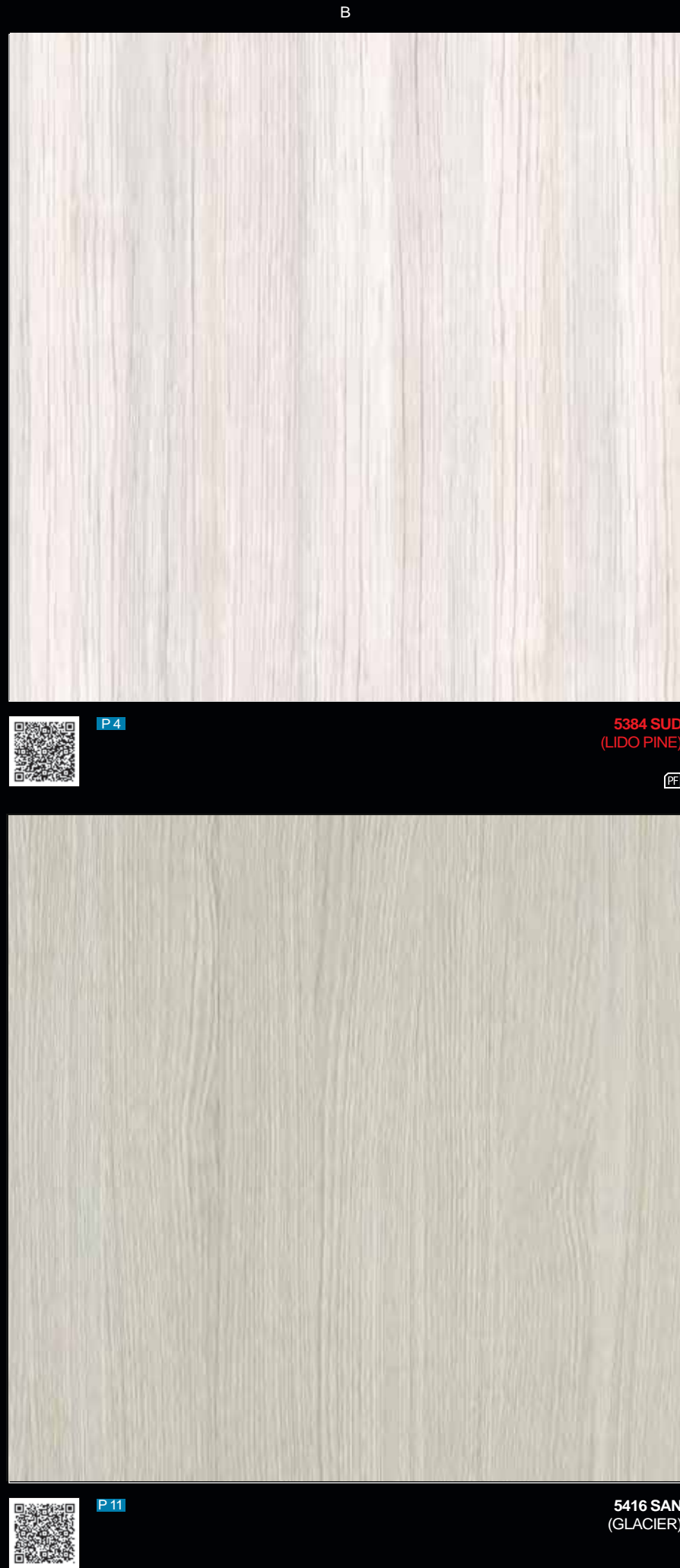



5356 SY2
(TOLEDO ASH)

WOODS

The beauty of well defined woodgrains will never go out of style. From quiet minimalism to bold masculinity, the secret of our ultra-realistic wood laminates lies in the precise colour tones and three-dimensional surface designs. Backed by our experience and knowledge in wood veneers, we are able to achieve the unique wood patterns that give our laminates their distinct wood lines, swirls, knots and cathedrals.







5372 TRC
(GREY MAGIC)




5372 SUD
(GREY MAGIC)



5332 SAN
(ITALIAN BEECH)



5519 SUD
(GRIGIO HORIZONTE)



5377 SUD
(DANDY WOOD TAUPE)



5431 SUD
(SWEET ALMOND)



5053 SUD
(FRESH PRUNE)



5377 SAT
(DANDY WOOD TAUPE)

1

2

3

1

2

A



P4

5345 SUD
(NOCE ELEGANTE)



B



P6


5423 SGL
(BIANCA ROSELBA)



5423 SUD
(BIANCA ROSELBA)



A



P11

5301 HSC
(EUCALYPTUS GLOW)



5328 SUD
(BISCOTTI)



B



5304 SUD
(CLEAR SPLENDOR)



C



5518 SUD
(BIANCO HORIZONTE)



1

1

2

2

WOODS

EXCLUSIVELY AVAILABLE WITH GREENLAM

	A	B	C	D	E
1					
	 5401 SAN (ARGENT ELM)	 5027 SUD (CLASSIC CARAMEL)	 682 OLM (HILAND PINE)	 5031 SUD (CLASSIC CREAM)	 5007 SUD (WHITE LARCH)
2					
	 5401 SAN (ARGENT ELM)	 5027 SUD (CLASSIC CARAMEL)	 682 SUD (HILAND PINE)	 750 SUD (WHITE BEECH)	 673 SUD (PLAIN FIG, SYCAMORE)
3					
	 5339 RAF (BRISTLECONE PINE)	 5339 SUD (BRISTLECONE PINE)	 5026 SUD (SULPHUR SPRING)	 688 SUD (CROSSFIRE WHITE)	

	A	B	C	D	E	F
1						
	 770 SUD (DOUGLAS FUR)	 5528 SUD (SABAH TEAK)	 683 SUD (GOLDEN MAPLE)	 5006 SUD (THANSAU MAPLE)		
2						
	 770 SUD (DOUGLAS FUR)	 685 SUD (SWISS PEAR)	 631 SUD (NATURAL PINE)	 5005 SUD (BAVARIAN BEECH (LIGHT))		
3						
	 702 SUD (CHERRY)	 718 SUD (SILVER MAPLE)	 744 SUD (WHITE ANTIQUE)			
4						
	 5527 SUD (WHITE TEAK)	 5527 PTR (WHITE TEAK)	 774 SUD (MUNICH ACACIA)	 5310 SUD (WHITE ASH)	 5079 SGL (LUCENT ELM)	






A

1



2

3





 P15 5381 TRC
(CHELSEA CHESTNUT NATURAL) 






B

 P4 5381 SUD
(CHELSEA CHESTNUT NATURAL) 



 5524 SUD
(SAMARA OAK)   



 P11 5524 PTR
(SAMARA OAK)  





A

1

 5082 SUD
(LOUISIANA OAK)  





B




 P4 5346 SUD
(ECLIPSE ASH) 



2



 5307 SUD
(RUPTURED OAK) 



 5079 SUD
(LUCENT ELM)  



C

 P15 5346 ARA
(ECLIPSE ASH) 



P11

5433 SAN
(IDEAL OAK)



5316 SUD
(OAK RADIANCE)



5308 SUD
(RIFT OAK)



5003 SUD
(PHILLIPINE TEAK)



5425 SUD
(TOASTED WALNUT)



5348 SUD
(SHERWOOD OAK)



738 SUD
(OAK)



5430 SUD
(HONEY ASH)



5313 CTR
(BANANA WOOD)



5311 SUD
(CALIFORNIA ASH)



5324 SAN
(COASTAL DRIFT)



5324 SUD
(COASTAL DRIFT)



5348 SUD
(SHERWOOD OAK)



1

5076 SUD (PRIMEVAL OAK) P6 5080 SGL (PURE ELM) 776 SUD (JAVA TEAK) 5039 SUD (PLUSH ANEGRE)



1

5333 ARA (NORDIC WALNUT) P11



2

5076 SGL (PRIMEVAL OAK) P6 5302 HSC (PURE EUCALYPTUS) P11 5080 SUD (PURE ELM)



2

5333 SUD (NORDIC WALNUT) P4 5347 SUD (BLONDE WOOD) P15 5347 SAN (BLONDE WOOD)

EXCLUSIVELY AVAILABLE WITH GREENLAM

1

A	B	C	D
5076 OLM (PRIMEVAL OAK)	614 SUD (PRECIOUS BEECH)	710 SUD (RUBBER WOOD)	

2

728 SUD (EUROPEAN WHITE ELM)	701 SUD (RISING BEECH)	727 SUD (FIGURED SYCAMORE)	712 SUD (CRYSTAL MAPLE)

1

A	B	C	D
777 SUD (SUMATRA TEAK)	628 SUD (ANEGRE)	640 SUD (BOSTON MAPLE)	676 SUD (EUROPEAN WALNUT)

2

633 SUD (SUNSET BEECH)	695 SUD (BAVERIAN BEECH)	5529 SUD (PENINSULAR TEAK)


3

719 SUD (MANGFALL BEECH)	684 SUD (CROSSFIRE)	5049 SUD (RED OAK)



P15

5375 TRC
(SATURNO WALNUT)



P4

5375 SUD
(SATURNO WALNUT)



743 SUD
(GOLDEN ANTIQUE)



711 SUD
(SIAM TEAK)



732 SUD
(ZEBRANO)



627 SUD
(THAI TEAK)



5016 SUD
(TRUE WENGE)



5520 SUD
(HAMPSHIRE OAK)



690 SUD
(BURMA TEAK)












































606 SUD
(NAYANA TEAK)



WOODS

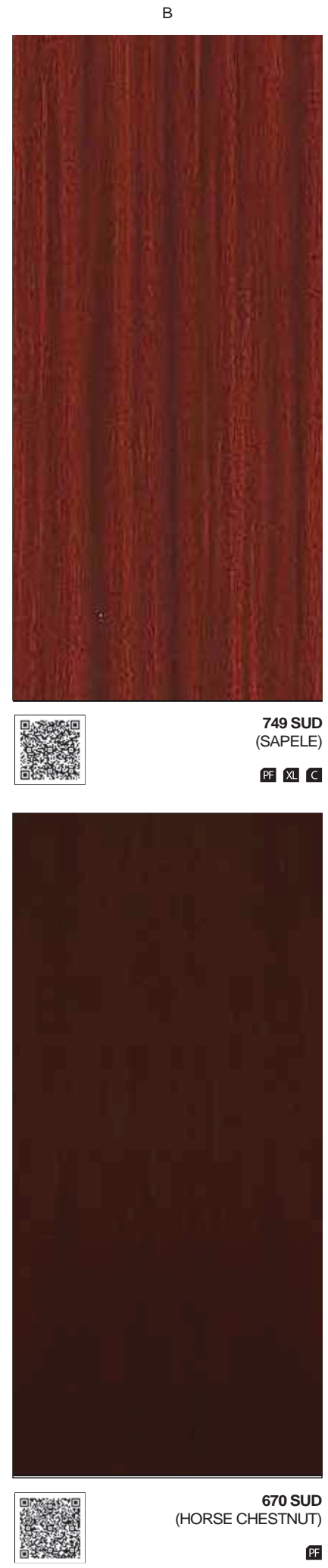
EXCLUSIVELY AVAILABLE WITH GREENLAM

	A	B	C	D	E
1					
	 787 SUD (CASTLE PLANK) 	 786 SUD (COMET PLANK) 	 P6 5081 SGL (SNUFF ELM) 	 5081 SUD (SNUFF ELM)  	 608 SUD (AMERICAN WALNUT)  
2					
			 P6 5425 SGL (TOASTED WALNUT) 	 P11 5314 CTR (URBANE BANANA) 	 5334 SUD (CANYON WALNUT) 
3					
	 5523 SUD (HORIZONTAL SANTOS)  				
4					
	 P11 5523 PTR (HORIZONTAL SANTOS)  		 P11 5334 OLM (CANYON WALNUT) 	 P6 5334 SGL (CANYON WALNUT) 	

	A	B	C	D
1				
	 5337 SUD (MALAY TEAK) 		 5335 SUD (BANDUNG TEAK) 	 P6 5335 SGL (BANDUNG TEAK) 
2				
	 5029 SUD (CINDER) 	 5054 SUD (ORNATE PRUNE) 	 5018 SUD (BROOKS WALNUT)     	 P6 5077 SGL (NEOTERIC OAK) 

WOODS

EXCLUSIVELY AVAILABLE WITH GREENLAM



A

B

C

D



P6

5418 SGL
(BASQUE HEARTWOOD)



778 SUD
(JAKARTA TEAK)



5336 SUD
(ARCADIAN OAK)



A

B



5341 SUD
(YOSEMITE)



5326 SUD
(BUEN WALNUT)



5517 SUD
(LYON WALNUT)



1

1

2

2

3



5418 SUD
(BASQUE HEARTWOOD)



5338 SUD
(STEAMED BOUCHLE)



P11

5338 SAN
(STEAMED BOUCHLE)



P4

5374 SUD
(COTTAGE OAK)



A



5349 ARA (AUSTIN WALNUT) P15

B



5349 SUD (AUSTIN WALNUT) P4



5077 SUD (NEOTERIC OAK)

A



5382 SUD (CHELSEA CHESTNUT BROWN) P4

B



5004 SUD (LORRAINE WALNUT)

1

2

C



5382 TRC (CHELSEA CHESTNUT BROWN) P15

WOODS



1

P11 **5055 HSC**
(CAFÉ PRUNE)

5055 SUD
(CAFÉ PRUNE)

5050 SUD
(UMBER OAK)



2

5306 SUD
(HAZEL LUSTER)

788 SUD
(REAL EBONY)

5038 SUD
(NATURELLE OLIVE)

5522 SUD
(HORIZONTAL EBONY)



1

P11 **5343 ARA**
(LIRO SAP)

P11 **5303 HSC**
(SCORCHED EUCALYPTUS)

5315 SUD
(BANANA MIST)



2

P11 **5343 ARA**
(LIRO SAP)


P6 **5343 SGL**
(LIRO SAP)

5343 SUD
(LIRO SAP)


WOODS




1

5035 SUD (GREY COCO)  

5083 SUD (SOUTHERN OAK)  


5329 SUD (CREST OAK)  



766 SUD (RICH WALNUT)   





2

5078 SGL (ESOTERIC OAK)   

5078 SUD (ESOTERIC OAK)  

791 SUD (MILWAKEE WALNUT)   

5309 CTR (OAK FISSURE)   



1

5379 SUD (MANOR)   




2

5379 SAT (MANOR)   

5318 SUD (RUSTIC OAK)  

WOODS



731 SUD
(WENGE)



5329 OLM
(CREST OAK)

5376 SUD
(TEXAS RODEO)



P4




1

2



P4



P11

5056 HSC
(VOGUSH PRUNE)



5056 SUD
(VOGUSH PRUNE)



5344 SUD
(TURQUOISE TEAK)



781 SUD
(CROSSOVER WENGE)



5325 SUD
(RAKU DRIFT)



5325 SAN
(RAKU DRIFT)

P11



5312 SUD
(CURD ASH)



1

2

WOODS



P.4


5383 SUD
(CHELSEA CHESTNUT ANTHRACITE)




5331 SUD
(MIDNIGHT ACACIA)



782 SUD
(MAKASSAR WOOD)



5330 SUD
(SMOKED MAHOGANY)



5036 SUD
(COCA ICING)



5378 SUD
(DANDY WOOD ANTHRACITE)



P.10

5378 SAT
(DANDY WOOD ANTHRACITE)



WOODS

A



B



A



B



1

1



P-10

5350 SGL
(BLACK MIRAGE)



P-4

5350 SUD
(BLACK MIRAGE)



P-15

5380 TRC
(BLACK FOREST)



P-4

5380 SUD
(BLACK FOREST)



A



1

2



P15

5373 ARA
(ASPEN OAK)



B



P4

5373 SUD
(ASPEN OAK)



5422 SUD
(AVIGNON GREY)



A



1

2



5074 SUD
(ZEBRAIPES)



P11

5340 RAF
(EBONY PINE)



5340 SUD
(EBONY PINE)



C



P10

934 SGL
(SILVER ROVERE)

A



1

2



793 SUD
(ANTIQUÉ OAK)

B



5415 SUD
(SAVONA)

C



5415 SGL
(SAVONA)

A



1

2



5327 SUD
(CHIARO)

B



5432 SAN
(CONSTRUCT OAK)

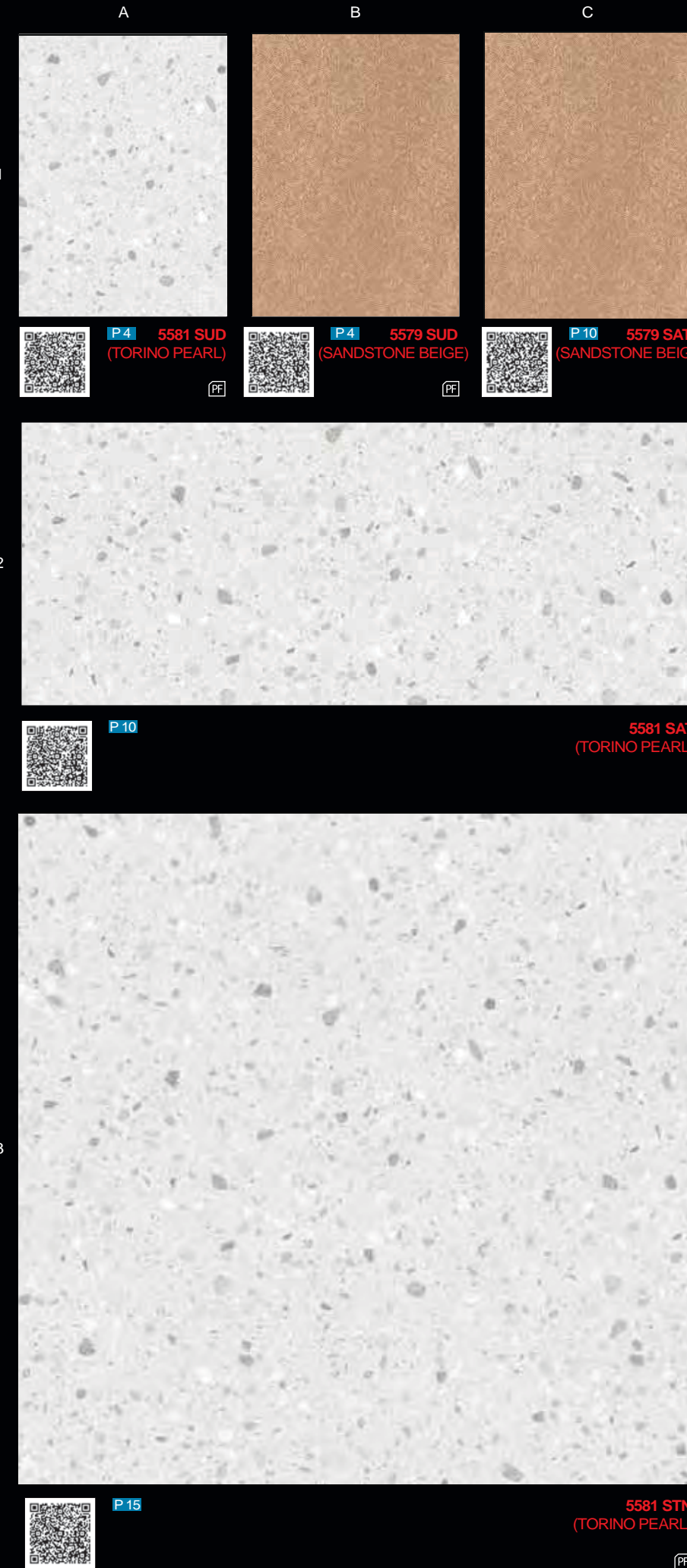


5342 SUD
(BARK OF THE WILLOW TREE)

P A T T E R N S


With a wide array of patterns and textures, our laminates have been designed for every possibility. This ranges from naturally occurring stones like marble and granite to man-made materials like textiles and concrete. With our advanced printing technology, we are able to capture the finest details of the materials, resulting in ultra-realistic surfaces that are almost indistinguishable from the original.







5580 STN (SANDSTONE GREY)



5616 STN (URBAN CONCRETE)

5616 SGL (URBAN CONCRETE)

5580 SUD (SANDSTONE GREY)

5580 SAT (SANDSTONE GREY)



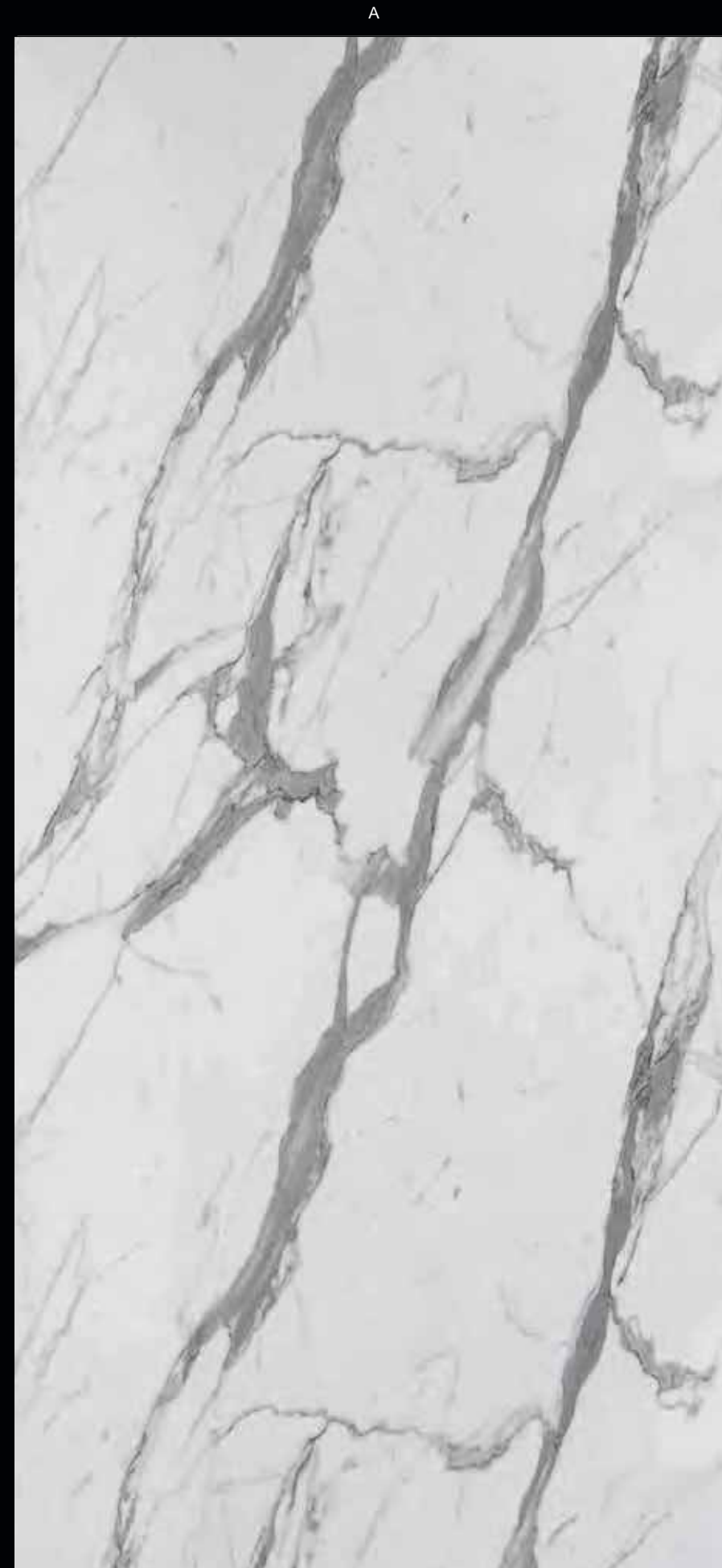
5618 SRA (ECUADOR WHITE)



5605 SRA (EUCLID GREY)



5584 SAT (ATHENA)





5584 SGL (ATHENA)





 P6
5574 SGL
 (STATUARIO)


 P6
5575 SGL
 (BLACK MARMOR)






 P15
5582 STN
 (TORINO GREY)






 P4
5582 SUD
 (TORINO GREY)






 P6
5572 SAT
 (GREY MARQUINA)




 P11
5572 STN
 (GREY MARQUINA)




 P10
5582 SAT
 (TORINO GREY)



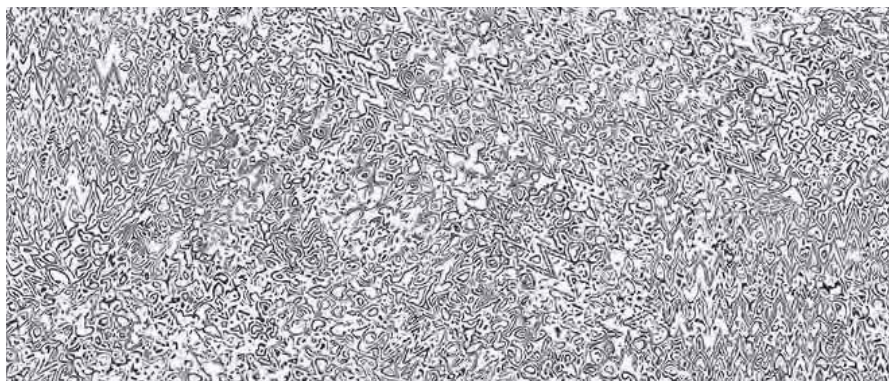













METAL

EXCLUSIVELY AVAILABLE WITH GREENLAM

A	B	C	D
1			
	9001 ZRL (SILVER FOIL)	9009 ZRL (STEEL FOIL)	938 SUD (ARMOUR TAUPE)
2			
	9002 ZRL (GOLD FOIL)	9006 ZRL (COPPER FOIL)	939 SGL (ARMOUR ANTHRACITE)
3			
	9003 ZRL (BRONZE FOIL)	939 SUD (ARMOUR ANTHRACITE)	938 SGL (ARMOUR TAUPE)

A	B
1	
	937 SGL (CHICAGO STEEL)
2	
	5856 STN (STEEL OXID)
3	
	5854 STN (COPPER TAINT)
4	
	935 SGL (COPPERWORKS)

	A		B
1			
	 5566 SUD (CLEAR MESH) P4 D M L XL C		 503 SUD (MOD TWINE) P4
2			
	 503 TXM (MOD TWINE) P4		 504 SUD (EARTHY ELITE) P4
3			
	 504 TXM (EARTHY ELITE) P4		
4			
	 5569 SUD (EARTHEN MESH) P4 D M		 5570 SUD (BRONZE MESH) P4 D

	A		B
1			
	 5601 TXM (WOVEN ASH GREY) P8		 5576 SUD (AZTEC) P4
2			
	 5567 SUD (GREY MESH) P4 D M		 505 SUD (LIVID ECSTASY) P4
3			
			 505 TXM (LIVID ECSTASY) P4
4			
	 5568 SUD (SMOKY MESH) P4 D L XL C		 5602 TXM (WOVEN ANTHRACITE) P8

	A	B
1		
	P10 933 SPK (GLIMMER)	P4 936 SUD (PEARLESCENT GREY)
2		
	P10 933 SGL (GLIMMER)	P4 923 SUD (META SILVER)
3		
	P10 932 SGL (GLITTER)	
4		
	P10 932 SPK (GLITTER)	

	A	B
1		
	P10 930 SPK (GLISTEN)	P4 946 SUD (SHELL)
2		
	P10 930 SGL (GLISTEN)	P4 948 SUD (BLACK SEA PEARL)
3		
		P10 931 SPK (SHIMMER)
4		
		P10 931 SGL (SHIMMER)

COLOURS

Greenlam offers an entire spectrum of colours that ranges from pretty pastels to electric hues. These laminates are made from especially selected European decorative paper to ensure superior prints and colour consistency.





	A	B	C	D	E
1					
	108 EMI (ABSOLUTE WHITE)	111 SUD (DESIGNER WHITE)	101 SUD (WHITE)	101 SGL (WHITE)	103 SUD (SNOW WHITE)
2					
	108 EMI (ABSOLUTE WHITE)	111 SUD (DESIGNER WHITE)	107 SUD (WOOL)	107 SGL (WOOL)	108 SUD (ABSOLUTE WHITE)
3					
	107 OLM (WOOL)	107 STC (WOOL)	107 ASH (WOOL)	107 TST (WOOL)	

COLOURS

EXCLUSIVELY AVAILABLE WITH GREENLAM

	A	B	C	D	E
1					
	271 SUD (LIGHT GREY) PF L XL C	270 SUD (SILVER GREY) PF D L	262 SUD (GREY) PF L	261 STC (DARK GREY) PF	261 SUD (DARK GREY) PF D L XL C
2					
	267 SUD (BLUISH GREY) PF	268 SUD (DUST) PF L XL C	272 SUD (CLOUD) PF	261 STC (DARK GREY) PF	261 SUD (DARK GREY) PF D L XL C
3					
	273 SUD (SKY GREY) PF	266 SUD (ASH GREY) PF L	269 SUD (SMOG) PF	261 STC (DARK GREY) PF	261 SUD (DARK GREY) PF D L XL C
4					
	277 SUD (CHARCOAL) PF L	261 SUD (DARK GREY) PF	261 SUD (DARK GREY) PF	261 SUD (DARK GREY) PF	261 SUD (DARK GREY) PF

	A	B
1		
	401 SUD (BLACK) PF M L XL C	401 SGL (BLACK) PF L
2		
	401 SUD (BLACK) PF M L XL C	401 SGL (BLACK) PF L
3		
	401 SUD (BLACK) PF M L XL C	401 SGL (BLACK) PF L
4		
	401 SUD (BLACK) PF M L XL C	401 SGL (BLACK) PF L

COLOURS

EXCLUSIVELY AVAILABLE WITH GREENLAM

	A	B	C	D	E
1					
	 294 SUD (STORM)	 295 SUD (AZUR)	 282 SUD (LIGHT BLUE)		
2					
	 284 SUD (OZONE)	 303 SUD (ZEPHYR BLUE)	 283 SUD (SKY BLUE)	 300 SUD (ROBIN BLUE)	 300 SGL (ROBIN BLUE)
3					
	 285 SUD (LILAC)	 280 SUD (BLUE)	 362 SGL (NIAGARA)		
4					
	 454 SUD (PURPLE)	 291 SUD (ELECTRIC BLUE)	 304 SUD (BLUE BELL)	 281 SUD (NAVY BLUE)	

	A	B	C	D	E
1					
	 243 STC (SEA GREEN)	 248 SUD (LEAF GREEN)	 292 SUD (CELESTIAL BLUE)	 463 SUD (PACIFIC)	 463 TST (PACIFIC)
2					
	 243 STC (SEA GREEN)	 248 SUD (LEAF GREEN)	 362 SUD (NIAGARA)	 260 SUD (AQUA GREEN)	 250 SUD (GRASS GREEN)
3					
			 296 SUD (FOG)	 243 SUD (SEA GREEN)	 241 SUD (KIWI GREEN)
4					
			 297 SUD (BLUE GALAXY)	 245 SUD (DARK GREEN)	 286 SUD (LAGOON)

COLOURS

EXCLUSIVELY AVAILABLE WITH GREENLAM

	A	B	C	D	E
1					
			P6 229 SGL (YELLOW) 	229 SUD (YELLOW) 	207 SUD (DIVINE YELLOW)
2					
	230 SUD (CREAM YELLOW) 	790 SUD (LEMON) 	257 SUD (OLIVE) 	P6 257 SGL (OLIVE) 	208 SUD (MANGO)
3					
	247 SUD (DUTCH GREEN) 	251 SUD (BRIGHT GREEN) 	259 SUD (LIME) 	246 SUD (PISTA) 	

	A	B	C	D	E
1					
	217 SUD (LIGHT ORANGE) 	144 SUD (BROWN) 	145 SUD (DOESKIN) 		
2					
	P6 217 SGL (LIGHT ORANGE) 	213 SUD (ORANGE) 	147 SUD (CAFE) 	181 SUD (CHOCOLATE) 	146 SUD (OATMEAL)
3					
	361 SUD (GOLF GREEN) 	P6 361 SGL (GOLF GREEN) 	137 SUD (MUSTARD) 	P6 181 NLT (CHOCOLATE) 	

COLOURS

EXCLUSIVELY AVAILABLE WITH GREENLAM

	A	B	C	D	E
1					
2					
3					

136 SUD (MUSHROOM)	134 NLT (MUD ASH)	148 SGL (TIDAL SAND)	148 NLT (TIDAL SAND)	148 SUD (TIDAL SAND)
134 SUD (MUD ASH)	141 SUD (BEIGE)	141 SUD (BEIGE)	141 TST (BEIGE)	
274 SUD (PINE NUT)	276 TST (PEBBLE)	276 SUD (PEBBLE)	163 SUD (BAY)	

	A	B	C	D	E
1					
2					
3					

132 EMI (CYCLONE)	133 SUD (MOON STONE)	124 SUD (MYSORE IVORY)		
132 SUD (CYCLONE)	125 SUD (SAND)	121 SUD (IVORY)	124 TST (MYSORE IVORY)	152 NLT (ALMOND)
265 SUD (GREY SAND)	275 SUD (PEARL GREY)	152 SUD (ALMOND)		124 SGL (MYSORE IVORY)

COLOURS

EXCLUSIVELY AVAILABLE WITH GREENLAM

	A	B	C	D	E
1					
			 169 SUD (ROSE PINK)	 220 SUD (PEACH PINK)	 173 SUD (BARBIE PINK)
2					
			 205 SUD (BRICK)	 165 SUD (LIGHT RED)	 204 SUD (RED DYNASTY)
3					
	 171 SUD (ALMOND PINK)	 138 SUD (TERRACOTTA)	 203 SGL (RED)	 203 SUD (RED)	

	A	B
1		
	 451 SUD (LAVENDER)	 452 SUD (PLUM)
2		
	 161 SUD (HOT PINK)	 452 STC (PLUM)
3		
	 219 SUD (DULL PINK)	 458 SUD (NOIR CURRENT)
4		
	 201 SUD (MAROON)	 458 SGL (NOIR CURRENT)

INDEX

D.Number	Finish	Design Name	Page	Row	Column	PF	D	M	L	XL	C	H	Edgeband (Rehau)
101	SGL	White	88	1	D	PF	-	-	L	-	-	-	75729
101	SUD	White	88	1	C	PF	D	-	L	-	-	-	75729
101	HDG	White	18	1	C	PF	-	-	-	-	-	-	75729
103	SUD	Snow White	88	1	E	PF	-	-	-	-	-	-	75648
107	SGL	Wool	88	2	D	PF	-	-	L	-	-	-	110207
107	SUD	Wool	88	2	C	PF	D	-	L	-	-	-	110207
107	HDG	Wool	18	1	A	PF	-	-	-	-	-	-	110207
107	ASH	Wool	88	3	C	-	-	-	-	-	-	-	110207
107	TST	Wool	88	3	D	-	-	-	-	-	-	-	110207
107	OLM	Wool	88	3	A	-	-	-	-	-	-	-	110207
107	STC	Wool	88	3	B	PF	-	-	-	-	-	-	110207
108	EMI	Absolute White	88	1	A	-	-	-	-	-	-	-	75729
108	SUD	Absolute White	88	2	E	PF	-	M	-	-	-	-	75729
111	SUD	Designer White	88	1	B	PF	-	M	L	XL	C	-	110223
121	SUD	Ivory	96	2	C	PF	-	-	L	XL	C	-	75713
124	SGL	Mysore Ivory	96	3	D	PF	-	-	L	-	-	-	110176
124	TST	Mysore Ivory	96	1	D	-	-	-	-	-	-	-	110176
124	SUD	Mysore Ivory	96	1	C	PF	D	-	L	XL	C	-	110176
124	HDG	Mysore Ivory	18	1	B	PF	-	-	-	-	-	-	110176
125	SUD	Sand	96	2	B	PF	-	-	-	-	-	-	112051
132	EMI	Cyclone	96	1	A	-	-	-	-	-	-	-	110112
132	SUD	Cyclone	96	2	A	PF	D	-	L	-	-	-	110112
133	SUD	Moon Stone	96	1	B	PF	D	-	L	XL	C	-	75716
134	NLT	Mud Ash	95	1	B	-	-	-	-	-	-	-	112052
134	SUD	Mud Ash	95	2	C	PF	-	-	XL	C	-	-	112052
136	SUD	Mushroom	95	1	A	PF	-	-	-	-	-	-	112126
137	SUD	Mustard	94	3	C	PF	-	-	-	-	-	-	112127
137	HDG	Mustard	18	3	A	PF	-	-	-	-	-	-	112127
138	SUD	Terracotta	97	3	B	PF	-	-	-	-	-	-	112128
138	HDG	Terracotta	18	2	E	PF	-	-	-	-	-	-	112128
141	HDG	Beige	18	2	A	PF	-	-	-	-	-	-	112079
141	SUD	Beige	95	2	D	PF	D	-	L	XL	C	-	112079
141	TST	Beige	95	2	E	-	-	-	-	-	-	-	112079
144	SUD	Brown	94	1	B	PF	-	-	-	-	-	-	112053
145	SUD	Doeskin	94	1	C	PF	-	-	-	-	-	-	112054
146	SUD	Oatmeal	94	1	E	PF	-	-	-	-	-	-	75635
146	HDG	Oatmeal	18	2	B	PF	-	-	-	-	-	-	75635
147	SUD	Cafe	94	2	C	PF	-	-	-	-	-	-	75752
148	SGL	Tidal Sand	95	1	C	PF	-	-	-	-	-	-	75649
148	NLT	Tidal Sand	95	1	D	-	-	-	-	-	-	-	75649
148	SUD	Tidal Sand	95	1	E	PF	-	-	-	-	-	-	75649
152	NLT	Almond	96	1	E	-	-	-	-	-	-	-	110163
152	SUD	Almond	96	3	C	PF	D	-	-	-	-	-	110163
161	SUD	Hot Pink	98	2	A	PF	-	-	L	XL	C	-	112056
163	SUD	Bay	95	3	D	PF	-	-	L	XL	C	-	112083
165	SUD	Light Red	97	2	D	PF	-	-	-	-	-	-	110146
168	SUD	Pink	97	1	B	PF	-	-	-	-	-	-	110172
169	SUD	Rose Pink	97	1	C	PF	-	-	-	-	-	-	112057
171	SUD	Almond Pink	97	3	A	PF	-	-	-	-	-	-	112055
172	SUD	Light Pink	97	1	A	PF	-	-	-	-	-	-	112058
173	SUD	Barbie Pink	97	1	E	PF	-	-	L	XL	C	-	75600
173	HDG	Barbie Pink	18	4	A	PF	-	-	-	-	-	-	75600
181	SUD	Chocolate	94	1	D	PF	-	-	L	-	-	-	75738
181	HDG	Chocolate	18	2	C	PF	-	-	-	-	-	-	75738
181	NLT	Chocolate	94	3	E	-	-	-	-	-	-	-	75738
201	SUD	Maroon	98	4	A	PF	-	-	L	XL	C	-	110131
201	HDG	Maroon	18	4	C	PF	-	-	-	-	-	-	75730
203	SGL	Red	97	3	C	PF	-	-	-	-	-	-	75636
203	SUD	Red	97	3	D	PF	-	-	-	-	-	-	75636
204	SUD	Red Dynasty	97	2	E	PF	D	-	L	XL	C	-	75717
204	HDG	Red Dynasty	18	4	B	PF	-	-	-	-	-	-	75717
205	SUD	Brick	97	2	C	PF	-	-	-	-	-	-	110210
207	SUD	Divine Yellow	93	1	E	PF	-	-	L	XL	C	-	112059
207	HDG	Divine Yellow	18	3	C	PF	-	-	-	-	-	-	112059
208	SUD	Mango	93	2	E	PF	-	-	-	-	-	-	112060
213	SUD	Orange	94	2	B	PF	-	-	-	-	-	-	75744
217	SUD	Light Orange	94	1	A	PF	-	-	L	XL	C	-	110101
217	SGL	Light Orange	94	2	A	PF	-	-	L	-	-	-	110101
217	HDG	Light Orange	18	3	B	PF	-	-	-	-	-	-	110101
219	SUD	Dull Pink	98	3	A	PF	-	-	-	-	-	-	112061
220	SUD	Peach Pink	97	1	D	PF	-	-	-	-	-	-	112085
229	SGL	Yellow	93	1	C	PF	-	-	L	-	-	-	75739

D.Number	Finish	Design Name	Page	Row	Column	PF	D	M	L	XL	C	H	Edgeband (Rehau)
229	SUD	Yellow	93	1	D	PF	-	-	L	XL	C	-	75739
230	SUD	Cream Yellow	93	1	A	PF	-	-	XL	C	-	-	75735
241	SUD	Kiwi Green	92	3	E	PF	-	-	-	-	-	-	110148
243	STC	Sea Green	92	1	A	PF	-	-	-	-	-	-	112063
243	SUD	Sea Green	92	3	D	PF	-	-	-	-	-	-	112063
245	SUD	Dark Green	92	4	D	PF	-	-	-	-	-	-	112081
246	SUD	Pista	93	3	D	PF	-	-	-	-	-	-	110179
247	SUD	Dutch Green	93	3	A	PF	-	-	L	XL	C	-	112064
248	SUD	Leaf Green	92	1	B	PF	-	-	-	-	-	-	112065
250	SUD	Grass Green	92	2	E	PF	-	-	-	-	-	-	110118
251	HDG	Bright Green	18	3	D	PF	-	-	-	-	-	-	112009
251	SUD	Bright Green	93	3	B	PF	-	-	XL	C	-	-	112009
257	SGL	Olive	93	2	D	PF	-	-	-	-	-	-	75650
257	SUD	Olive	93	2	C	PF	-	-	L	XL	C	-	75650
259	SUD	Lime	93	3	C	PF	-	-	L	XL	C	-	75742
260	SUD	Aqua Green	92	2	D	PF	-	-	-	-	-	-	112066
261	SUD	Dark Grey	89	1	E	PF	D	-	L	XL	C	-	75745
261	STC	Dark Grey	89	1	D	PF	-	-	-	-	-	-	75745
261	HDG	Dark Grey	18	1	E	PF	-	-	-	-	-	-	75745
261	TST	Dark Grey	89	3	D	-	-	-	-	-	-	-	75745
262	SUD	Grey	89	1	C	PF	-	-	L	-	-	-	75703
265	SUD	Grey Sand	96	3	A	PF	-	-	-	-	-	-	75703
266	SUD	Ash Grey	89	3	B	PF	-	-	L	-	-	-	75733
267	SUD	Bluish Grey	89	2	A	PF	-	-	-	-	-	-	V0296
268	SUD	Dust	89	2	B	PF	-	-	L	XL	C	-	75731
269	SUD	Smog	89	3	C	PF	-	-	-	-	-	-	110162
270	SUD	Silver Grey	89	1	B	PF	D	-	L	-	-	-	110174
270	HDG	Silver Grey	18	1	D	PF	-	-	-	-	-	-	110174
271	SUD	Light Grey	89	1	A	PF	-	-	L	XL	C	-	110220
272	SUD	Cloud	89	2	C	PF	-	-	-	-	-	-	110103
273	SUD	Sky Grey	89	3	A	PF	-	-	-	-	-	-	112069
274	SUD	Pine Nut	95	3	A	PF	-	-	L	-	-	-	110161
275	SUD	Pearl Grey	96	3	B	PF	-	M	L	XL	C	-	112088
276	TST	Pebble	95	3	B	-	-	-	-	-	-	-	110242
276	SUD	Pebble	95	3	C	PF	-	-	-	-	-	-	110242
277	SUD	Charcoal	89	4	A	PF	-	-	L	-	-	-	112089
280	SUD	Blue	91	3	B	PF	-	-	L	-	-	-	75748
281	SUD	Navy Blue	91	3	D	PF	-	-	XL	C	-	-	110139
282	SUD	Light Blue	91	1	C	PF	-	-	-	-	-	-	62644
283	SUD	Sky Blue	91	2	C	PF	-	-	-	-	-	-	112070
284	SUD	Ozone	91	2	A	PF	-	-	L	XL	C	-	-
285	SUD	Lilac	91	3	A	PF	-	-	-	-	-	-	110100
286	SUD	Lagoon	92	4	E	PF	-	-	-	-	-	-	75708
291	HDG	Electric Blue	18	4	D	PF	-	-	-	-	-	-	75639
291	SUD	Electric Blue	91	4	B	PF	D	-	L	XL	C	-	75639
292	SUD	Celestial Blue	92	1	C	PF	-	-	-	-	-	-	110234
294	SUD	Storm	91	1	A	PF	-	-	-	-	-	-	112072
295	SUD	Azur	91	1	B	PF	-	-	-	-	-	-	112090
296	SUD	Fog	92	3	C	PF	-	-	-	-	-	-	75634
297	SUD	Blue Galaxy	92	4	C	PF	-	-	L	XL	C	-	112073
300	SGL	Robin Blue	91	1	E	PF	-	-	-	-	-	-	112074
300	SUD	Robin Blue	91	1	D	PF	-	-	-	-	-	-	112074
303	SUD	Zephyr Blue	91	2	B	PF	-	-	-	-	-	-	75737
304	SUD	Blue Bell	91	4	C	PF	-	-	L	-	-	-	112075
361	SUD	Golf Green	94	3	A	PF	-	-	-	-	-	-	112091
361	SGL	Golf Green	94	3	B	PF	-	-	-	-	-	-	112091
362	SUD	Niagara	92	2	C	PF	-	-	-	-	-	-	112076
362	SGL	Niagara	91	3	C	PF	-	-	-	-	-	-	112076
364	SUD	Emerald	92	3	A	PF	-	-	-	-	-	-	112129
364	HDG	Emerald	18	3	E	PF	-	-	-	-	-	-	112129
401	SGL	Black	90	1	B	PF	-						

INDEX

D.Number	Finish	Design Name	Page	Row	Column	PF	D	M	L	XL	C	H	Edgeband (Rehau)
5309	CTR	Oak Fissure	59	2	D	PF	-	-	-	-	-	-	155P
5310	SUD	White Ash	38	3	D	PF	-	-	-	-	-	-	206P
5311	SUD	California Ash	41	2	D	PF	-	-	-	-	-	-	261P
5312	SUD	Cured Ash	62	2	D	PF	-	-	-	-	-	-	496P
5313	CTR	Banana Wood	41	2	C	PF	-	-	-	-	-	-	844P
5314	CTR	Urbane Banana	49	2	D	PF	-	-	-	-	-	-	675P
5315	SUD	Banana Mist	58	1	C	PF	-	-	-	-	-	-	679P
5316	SUD	Oak Radiance	41	1	C	PF	-	-	-	-	-	-	354P
5318	SUD	Rustic Oak	60	2	B	PF	-	-	-	-	-	-	673P
5319	RAF	Metropolis Stone	32	2	B	-	-	-	-	-	-	-	681P
5319	SUD	Metropolis Stone	32	2	A	PF	-	-	-	-	-	-	681P
5324	SAN	Coastal Drift	42	2	A	-	-	-	-	-	-	-	682P
5324	SUD	Coastal Drift	42	2	B	PF	-	-	-	-	-	-	682P
5325	SAN	Raku Drift	62	2	C	-	-	-	-	-	-	-	683P
5325	SUD	Raku Drift	62	2	B	PF	-	-	-	-	-	-	683P
5326	SUD	Buen Walnut	54	2	B	PF	-	-	-	-	-	-	672P
5327	SUD	Chiaro	70	1	A	PF	-	-	-	-	-	-	735P
5328	SUD	Biscotti	36	2	A	PF	-	-	-	-	-	-	572P
5329	SUD	Crest Oak	59	1	C	PF	-	-	-	-	-	-	176P
5329	OLM	Crest Oak	61	2	B	-	-	-	-	-	-	-	176P
5330	SUD	Smoked Mahogany	64	1	A	PF	-	-	-	-	-	-	736P
5331	SUD	Midnight Acacia	63	2	B	PF	-	-	L	XL	C	-	684P
5332	SAN	Italian Beech	33	2	B	-	-	-	-	-	-	-	691P
5333	HDG	Nordic Walnut	15	3	A	PF	-	-	-	-	-	-	589P
5333	SUD	Nordic Walnut	44	2	A	PF	-	-	-	-	-	-	589P
5333	ARA	Nordic Walnut	44	1	A	PF	-	-	-	-	-	-	589P
5334	SUD	Canyon Walnut	49	2	E	PF	-	-	-	-	-	-	670P
5334	SGL	Canyon Walnut	49	3	D	PF	-	-	-	-	-	-	670P
5334	OLM	Canyon Walnut	49	3	C	-	-	-	-	-	-	-	670P
5335	SUD	Bandung Teak	50	1	C	-	-	-	-	-	-	-	273P
5335	SGL	Bandung Teak	50	1	D	-	-	-	-	-	-	-	273P
5336	SUD	Arcadian Oak	53	1	D	PF	-	-	-	-	-	-	737P
5337	HDG	Malay Teak	15	2	B	PF	-	-	-	-	-	-	420P
5337	SUD	Malay Teak	50	1	A	PF	-	-	-	-	-	-	420P
5338	SAN	Steamed Bouchle	53	2	C	-	-	-	-	-	-	-	685P
5338	SUD	Steamed Bouchle	53	2	B	PF	-	-	L	-	-	-	685P
5339	RAF	Bristlecone Pine	37	3	A	-	-	-	-	-	-	-	272P
5339	SUD	Bristlecone Pine	37	3	B	PF	-	-	-	-	-	-	272P
5340	RAF	Ebon Pine	68	2	A	-	-	-	-	-	-	-	686P
5340	SUD	Ebon Pine	68	2	B	PF	-	-	-	-	-	-	686P
5341	SUD	Yosemite	54	1	B	PF	-	-	-	-	-	-	412P
5342	SUD	Bark Of The Willow Tree	70	1	B	PF	-	-	-	-	-	-	739P
5343	SUD	Liro Sap	58	2	C	PF	-	-	-	-	-	-	687P
5343	SGL	Liro Sap	58	2	B	PF	-	-	-	-	-	-	687P
5343	ARA	Liro Sap	58	1	A	PF	-	-	-	-	-	-	687P
5344	HDG	Turquoise Teak	14	1	B	PF	-	-	-	-	-	-	688P
5344	SUD	Turquoise Teak	62	1	D	PF	-	-	-	-	-	-	688P
5345	SUD	Noce Elegante	35	1	A	PF	-	-	-	-	-	-	502P
5345	VRB	Noce Elegante	21	1	A	-	-	-	-	-	-	-	502P
5346	ARA	Eclipse Ash	40	1	C	PF	-	-	-	-	-	-	416P
5346	SUD	Eclipse Ash	40	1	B	PF	-	-	-	-	-	-	416P
5347	SAN	Blonde Wood	44	1	C	PF	-	-	-	-	-	-	233P
5347	SUD	Blonde Wood	44	2	B	PF	-	-	-	-	-	-	233P
5348	SUD	Sherwood Oak	42	1	C	PF	-	-	-	-	-	-	508P
5348	VRB	Sherwood Oak	24	1	C	-	-	-	-	-	-	-	508P
5349	ARA	Austin Walnut	55	1	A	PF	-	-	-	-	-	-	675P
5349	HDG	Austin Walnut	15	1	B	PF	-	-	-	-	-	-	675P
5349	SUD	Austin Walnut	55	1	B	PF	-	-	-	-	-	-	675P
5350	SUD	Black Mirage	65	1	B	PF	-	-	-	-	-	-	684P
5350	SGL	Black Mirage	65	1	A	PF	-	-	-	-	-	-	684P
5351	SY1	Cardiff Elm	27	1	B	-	-	-	-	-	-	-	740P
5352	SY1	Rovigo Elm	27	2	B	-	-	-	-	-	-	-	215P
5353	SY1	Rosenheim Elm	28	1	A	-	-	-	-	-	-	-	507P
5354	SY2	Leon Ash	27	1	A	-	-	-	-	-	-	-	586P
5355	SY2	Valencia Ash	28	2	A	-	-	-	-	-	-	-	742P
5356	SY2	Toledo Ash	28	1	B	-	-	-	-	-	-	-	743P
5371	ARA	Cabana Wood	32	1	C	PF	-	-	-	-	-	-	486P
5371	SUD	Cabana Wood	32	1	A	PF	-	-	-	-	-	-	486P
5372	TRC	Grey Magic	33	1	A	PF	-	-	-	-	-	-	691P
5372	SUD	Grey Magic	33	1	B	PF	-	-	-	-	-	-	691P
5373	ARA	Aspen Oak	67	1	A	PF	-	-	-	-	-	-	470P
5373	SUD	Aspen Oak	67	1	B	PF	-	-	-	-	-	-	470P

D.Number	Finish	Design Name	Page	Row	Column	PF	D	M	L	XL	C	H	Edgeband (Rehau)
5374	SUD	Cottage Oak	54	1	A	PF	-	-	-	-	-	-	846P
5375	TRC	Saturno Walnut	47	1	A	PF	-	-	-	-	-	-	730P
5375	SUD	Saturno Walnut	47	1	B	PF	-	-	-	-	-	-	730P
5376	HDG	Texas Rodeo	15	1	A	PF	-	-	-	-	-	-	331P
5376	SUD	Texas Rodeo	61	1	A	PF	-	-	-	-	-	-	331P
5377	SAT	Dandy Wood Taupe	34	1	C	-	-	-	-	-	-	-	75649
5377	SUD	Dandy Wood Taupe	34	1	A	PF	-	-	-	-	-	-	75649
5377	VRB	Dandy Wood Taupe	21	1	B	-	-	-	-	-	-	-	75649
5378	SAT	Dandy Wood Anthracite	64	2	C	-	-	-	-	-	-	-	75611
5378	SUD	Dandy Wood Anthracite	64	2	B	PF	-	-	-	-	-	-	75611
5379	SAT	Manor	60	1	A	-	-	-	-	-	-	-	507P
5379	SUD	Manor	60	1	B	PF	-	-	-	-	-	-	507P
5380	TRC	Black Forest	66	1	A	PF	-	-	-	-	-	-	845P
5380	HDG	Black Forest	13	1	A	PF	-	-	-	-	-	-	845P
5380	SUD	Black Forest	66	1	B	PF	-	-	-	-	-	-	845P
5381	TRC	Chelsea Chestnut Natural	39	1	A	PF	-	-	-	-	-	-	126P
5381	SUD	Chelsea Chestnut Natural	39	1	B	PF	-	-	-	-	-	-	126P
5382	TRC	Chelsea Chestnut Brown	56	1	B	PF	-	-	-	-	-	-	675P
5382	SUD	Chelsea Chestnut Brown	56	1	A	PF	-	-	-	-	-	-	675P
5383	TRC	Chelsea Chestnut Anthracite	63	1	A	PF	-	-	-	-	-	-	223P
5383	SUD	Chelsea Chestnut Anthracite	63	1	B	PF	-	-	-	-	-	-	223P
5384	SUD	Lido Pine	31	1	B	PF	-	-	-	-	-	-	843P
5384	ARA	Lido Pine	31	1	A	PF	-	-	-	-	-	-	843P
5401	SAN	Argent Elm	37	1	A	-	-	-	-	-	-	-	695P
5409	VRB	Alaskan	22	1	A	-	-	-	-	-	-	-	502P
5415	SUD	Savona	69	1	B	PF	-	-	-	-	-	-	745P
5415	SGL	Savona	69	1	C	PF	-	-	-	-	-	-	745P
5416	SAN	Glacier	31	2	B	-	-	-	-	-	-	-	486P
5418	SUD	Basque Heartwood	53	2	A	PF	-	-	-	-	-	-	746P
5418	SGL	Basque Heartwood	53	1	A	PF	-	-	-	-	-	-	746P
5420	SUD	Autumn Elm	69	2	B	PF	-	-	-	-	-	-	746P
5422	SUD	Avignon Grey	67	2	B	PF	-	-	-	-	-	-	747P
5423	SUD	Bianca Roselba	35	2	B	PF	-	-	-	-	-	-	502P
5423	SGL	Bianca Roselba	35	1	B	PF	-	-	-	-	-	-	502P
5425	SUD	Toasted Walnut	42	1	B	PF	-	M	-	-	-	-	615P
5425	SGL	Toasted Walnut	49	2	C	PF	-	-	-	-	-	-	615P
5426	VRB	Limewashed Ash	22	1	C	-	-	M	-	-	-	-	691P
5427	VRB	Refresh Oak	24	2	B	-	-	M	L	-	-	-	067P
5428	VRB	Trusted Oak	24	1	A	-	-	-	-	-	-	-	693P
5430	SUD	Honey Ash	41	2	B	PF	-	M	-	-	-	-	694P
5431	SUD	Sweet Almond	34	2	A	PF	-	-	-	-	-	-	695P
5432	SAN	Construct Oak	70	2	A	-	-	-	-	-	-	-	468P
5433	SAN	Ideal Oak	41	1	A	-	-	-	-	-	-	-	355P
5517	SUD	Lyon Walnut	54	3	B	PF	-	-	-	-	-	H	748P
5518	SUD	Bianco Horizonte	36	1	C	PF	-	-	-	-	-	H	749P
5519	SUD	Grigio Horizonte	33	3	B	PF	-	M	-	-	-	H	468P
5520	SUD	Hampshire Oak	48	2	B	PF	-	-	-	-	-	H	750P
5522	SUD	Horizontal Ebony	57	3	C	PF	D	-	-	-	-	H	149P
5522	HDG	Horizontal Ebony	16	1	B	PF	-	-	-	-	-	H	149P
5523	PTR	Horizontal Santos	49	4	A	PF	-	-	-	-	-	H	696P
5523	SUD	Horizontal Santos	49	3	A	PF	-	-	-	-	-	H	696P
5523	HDG	Horizontal Santos	16	2	B	PF	-	-	-	-	-	H	696P
5524	PTR	Samara Oak	39	3	B	PF	-	-	-	-	-	H	407P
5524	SUD	Samara Oak	39	2	B	PF	-	M	-	-	-	H	407P
5524	HDG	Samara Oak	16	3	B	PF	-	-	-	-	-	H	407P
5527	PTR	White Teak	38	4	B	PF	-	-	-	-	-	H	698P
5527	SUD	White Teak	38	4	A	PF	-	-	-	-	-	H	698P
5528	SUD	Sabah Teak	38	1	D	PF	-	-	-	-	-	H	715P
5529	SUD	Peninsular Teak	46	2	D	PF	-	-	-	-	-	H	752P
5530	SUD	Arizona Oak	52	1	A	PF	-	-	-	-	-	H	699P
5566	SUD												

INDEX

DOORS SPECIAL RANGE - 3' X 7'

D.No.	Finish	Design Name	Page	Row	Column	D
101	SUD	White	88	1	C	D
107	SUD	Wool	88	2	C	D
124	SUD	Mysore Ivory	96	1	C	D
132	SUD	Cyclone	96	2	A	D
133	SUD	Moon Stone	96	1	B	D
141	SUD	Beige	95	2	D	D
152	SUD	Almond	96	3	C	D
204	SUD	Red Dynasty	97	2	E	D
261	SUD	Dark Grey	89	1	E	D
270	SUD	Silver Grey	89	1	B	D
291	SUD	Electric Blue	91	4	B	D
608	SUD	American Walnut	49	1	E	D
633	SUD	Sunset Beech	46	2	B	D
652	SUD	Wild Cherry	52	2	C	D
676	SUD	European Walnut	46	1	D	D
682	SUD	Hiland Pine	37	2	C	D
683	SUD	Golden Maple	38	1	E	D
685	SUD	Swiss Pear	38	2	D	D
693	SUD	Vancouver Maple	51	1	A	D
701	SUD	Rising Beech	45	2	B	D
702	SUD	Cherry	38	3	A	D
711	SUD	Siam Teak	47	2	C	D
718	SUD	Silver Maple	38	3	B	D
731	SUD	Wenge	61	1	B	D
750	SUD	White Beech	37	2	D	D
766	SUD	Rich Walnut	59	1	D	D
770	SUD	Douglas Fur	38	1	A	D
791	SUD	Milwaukee Walnut	59	2	C	D
5003	SUD	Phillipine Teak	42	1	A	D
5007	SUD	White Larch	37	1	E	D
5018	SUD	Brooks Walnut	50	2	C	D
5049	SUD	Red Oak	46	3	C	D
5050	SUD	Umber Oak	57	1	D	D
5522	SUD	Horizontal Ebony	57	3	C	D
5566	SUD	Clear Mesh	81	1	A	D
5567	SUD	Grey Mesh	82	2	A	D
5568	SUD	Smoky Mesh	82	3	A	D
5569	SUD	Earthen Mesh	81	4	A	D
5570	SUD	Bronze Mesh	81	3	B	D

M RANGE - 4' X 10'

D.No.	Finish	Design Name	Page	Row	Column	M
111	SUD	Designer White	88	1	B	M
108	SUD	Absolute White	88	2	E	M
275	SUD	Pearl Grey	96	3	B	M
401	SUD	Black	90	1	A	M
774	SUD	Munich Acacia	38	4	C	M
5003	SUD	Phillipine Teak	42	1	A	M
5079	SUD	Lucent Elm	40	2	B	M
5081	SUD	Snuff Elm	49	1	D	M
5082	SUD	Louisiana Oak	40	1	A	M
5425	SUD	Toasted Walnut	42	1	B	M
5426	VRB	Limewashed Ash	22	1	C	M
5427	VRB	Refresh Oak	24	2	B	M
5430	SUD	Honey Ash	41	2	B	M
5519	SUD	Grigio Horizonte	33	3	B	M
5524	SUD	Samara Oak	39	2	B	M
5566	SUD	Clear Mesh	81	1	A	M
5567	SUD	Grey Mesh	82	2	A	M
5569	SUD	Earthen Mesh	81	4	A	M
5574	SGL	Statuario	77	1	A	M
9605	VRB	Livid Teak	22	1	D	M
9618	VRB	Kosher Wenge	22	2	A	M

L RANGE - 4.25' X 10'

D.No.	Finish	Design Name	Page	Row	Column	L
101	SGL	White	88	1	D	L
101	SUD	White	88	1	C	L
107	SGL	Wool	88	2	D	L
107	SUD	Wool	88	2	C	L
111	SUD	Designer White	88	1	B	L
121	SUD	Ivory	96	2	C	L
124	SGL	Mysore Ivory	96	3	D	L
124	SUD	Mysore Ivory	96	1	C	L
132	SUD	Cyclone	96	2	A	L
133	SUD	Moon Stone	96	1	B	L
141	SUD	Beige	95	2	D	L
161	SUD	Hot Pink	98	2	A	L
163	SUD	Bay	95	3	D	L
173	SUD	Barbie Pink	97	1	E	L
181	SUD	Chocolate	94	1	D	L
201	SUD	Maroon	98	4	A	L
204	SUD	Red Dynasty	97	2	E	L
207	SUD	Divine Yellow	93	1	E	L
217	SUD	Light Orange	94	1	A	L
217	SGL	Light Orange	94	2	A	L
229	SGL	Yellow	93	1	C	L
229	SUD	Yellow	93	1	D	L
247	SUD	Dutch Green	93	3	A	L
257	SUD	Olive	93	2	C	L
259	SUD	Lime	93	3	C	L
261	SUD	Dark Grey	89	1	E	L
268	SUD	Dust	89	2	B	L
271	SUD	Light Grey	89	1	A	L
275	SUD	Pearl Grey	96	3	B	L
281	SUD	Navy Blue	91	3	D	L
284	SUD	Ozone	91	2	A	L
291	SUD	Electric Blue	91	4	B	L
297	SUD	Blue Galaxy	92	4	C	L
401	SUD	Black	90	1	A	L
682	SUD	Hiland Pine	37	2	C	L
695	SUD	Bavarian Beech	46	2	C	L
719	SUD	Mangfall Beech	46	3	A	L
738	SUD	Oak	41	2	A	L
749	SUD	Sapele	51	1	B	L
770	SUD	Douglas Fur	38	1	A	L
923	SUD	Meta Silver	83	2	B	L
929	SUD	Metatine Grey	84	3	A	L
5003	SUD	Phillipine Teak	42	1	A	L
5006	SUD	Thansau Maple	38	1	F	L
5018	SUD	Brooks Walnut	50	2	C	L
5076	SUD	Primeval Oak	43	1	A	L
5331	SUD	Midnight Acacia	63	2	B	L
5338	SUD	Steamed Bouchle	53	2	B	L
5427	VRB	Refresh Oak	24	2	B	L
5566	SUD	Clear Mesh	81	1	A	L
5568	SUD	Smoky Mesh	82	3	A	L
5574	SGL	Statuario	77	1	A	L
5575	SGL	Black Marmor	77	1	B	L
9610	VRB	Pure Ash	22	1	B	L
9611	VRB	Innate Ash	22	3	A	L
9851	AFX	White X	7	1	A	L
9852	AFX	Eden Grey	7	2	A	L
9853	AFX	Anthracite	7	3	A	L
9861	AFX	Black X	7	4	A	L
90401	HDG	Black	10	1	F	L
90401	SUD	Black	10	2	F	L

XL RANGE - 5' X 12'

D.No.	Finish	Design Name	Page	Row	Column	XL
111	SUD	Designer White	88	1	B	XL
121	SUD	Ivory	96	2	C	XL
124	SUD	Mysore Ivory	96	1	C	XL
133	SUD	Moon Stone	96	1	B	XL
134	SUD	Mud Ash	95	2	C	XL
141	SUD	Beige	95	2	D	XL
161	SUD	Hot Pink	98	2	A	XL
163	SUD	Bay	95	3	D	XL
173	SUD	Barbie Pink	97	1	E	XL
201	SUD	Maroon	98	4	A	XL
204	SUD	Red Dynasty	97	2	E	XL
207	SUD	Divine Yellow	93	1	E	XL
217	SUD	Light Orange	94	1	A	XL
229	SUD	Yellow	93	1	D	XL
230	SUD	Cream Yellow	93	1	A	XL
247	SUD	Dutch Green	93	3	A	XL
251	SUD	Bright Green	93	3	B	XL
257	SUD	Olive	93	2	C	XL
259	SUD	Lime	93	3	C	XL
261	SUD	Dark Grey	89	1	E	XL
268	SUD	Dust	89	2	B	XL
271	SUD	Light Grey	89	1	A	XL
275	SUD	Pearl Grey	96	3	B	XL
281	SUD	Navy Blue	91	3	D	XL
284	SUD	Ozone	91	2	A	XL
291	SUD	Electric Blue	91	4	B	XL
297	SUD	Blue Galaxy	92	4	C	XL
401	SUD	Black	90	1	A	XL
682	SUD	Hiland Pine	37	2	C	XL
695	SUD	Bavarian Beech	46	2	C	XL
719	SUD	Mangfall Beech	46	3	A	XL
738	SUD	Oak	41	2	A	XL
749	SUD	Sapele	51	1	B	XL
770	SUD	Douglas Fur	38	1	A	XL
923	SUD	Meta Silver	83	2	B	XL
929	SUD	Metatine Grey	84	3	A	XL
5003	SUD	Phillipine Teak	42	1	A	XL
5006	SUD	Thansau Maple	38	1	F	XL
5018	SUD	Brooks Walnut	50	2	C	XL
5076	SUD	Primeval Oak	43	1	A	XL
5331	SUD	Midnight Acacia	63	2	B	XL
5566	SUD	Clear Mesh	81	1	A	XL
5568	SUD	Smoky Mesh	82	3	A	XL

COMPACT LAMINATE RANGE - 6' X 6'/ 6' X 12'

D.No.	Finish	Design Name	Page	Row	Column	C
111	SUD	Designer White	88	1	B	C
121	SUD	Ivory	96	2	C	C
124	SUD	Mysore Ivory	96	1	C	C
133	SUD	Moon Stone	96	1	B	C
134	SUD	Mud Ash	95	2	C	C
141	SUD	Beige	95	2	D	C
161	SUD	Hot Pink	98	2	A	C
163	SUD	Bay	95	3	D	C
173	SUD	Barbie Pink	97	1	E	C
201	SUD	Maroon	98	4	A	C
204	SUD	Red Dynasty	97	2	E	C
207	SUD	Divine Yellow	93	1	E	C
217	SUD	Light Orange	94	1	A	C
229	SUD	Yellow	93	1	D	C
230	SUD	Cream Yellow	93	1	A	C
247	SUD	Dutch Green	93	3	A	C
251	SUD	Bright Green	93	3	B	C
257	SUD	Olive	93	2	C	C
259	SUD	Lime	93	3	C	C
261	SUD	Dark Grey	89	1	E	C
268	SUD	Dust	89	2	B	C
271	SUD	Light Grey	89	1	A	C
275	SUD	Pearl Grey	96	3	B	C
281	SUD	Navy Blue	91	3	D	C
284	SUD	Ozone	91	2	A	C
291	SUD	Electric Blue	91	4	B	C
297	SUD	Blue Galaxy	92	4	C	C
401	SUD	Black	90	1	A	C
682	SUD	Hiland Pine	37	2	C	C
695	SUD	Bavarian Beech	46	2	C	C
719	SUD	Mangfall Beech	46	3	A	C
738	SUD	Oak	41	2	A	C
749	SUD	Sapele	51	1	B	C
770	SUD	Douglas Fur	38	1	A	C
923	SUD	Meta Silver	83	2	B	C
929	SUD	Metatine Grey	84	3	A	C
5003	SUD	Phillipine Teak	42	1	A	C
5006	SUD	Thansau Maple	38	1	F	C
5018	SUD	Brooks Walnut	50	2	C	C
5076	SUD	Primeval Oak	43	1	A	C
5331	SUD	Midnight Acacia	63	2	B	C
5566	SUD	Clear Mesh	81	1	A	C
5568	SUD	Smoky Mesh	82	3	A	C

OUR COMMITMENT TO QUALITY ASSURANCE



Safe and Healthy Living alongside Greenlam Products

The entire range of Greenlam Laminates is Anti-Virus and Anti-Bacterial, that retards the growth and kills up to 99.99%* of Viruses and Bacteria.



GREENGUARD Certification

GREENLAM® Laminates are classified under the Low Emitting Product category when measured for potentially harmful emissions. This is an assurance that our products are ideal for use in interior environments where air quality is vitally important.



GREENGUARD Gold Certification

This certification, with a stricter criteria, means that **GREENLAM**® products are suitable for use in environments where children spend significant periods of time, including schools, daycares and healthcare facilities.



All **GREENLAM**® Laminates are certified by prestigious American body, NSF International, making them the safest laminates for human health. Our surfaces can be used in situations where they will have direct contact with food. *Our surfaces have also been tested in accordance with EC directive 1935 with regards to food safety. Our products were proved fully compliant through testing to the demanding EU Food Commission Regulation 10/2011 with successful testing to BSEN 1186-1:2002, BSEN 1186-3:2002 & BSEN 1186-14:2002*.



The FSC certification is considered the "gold standard" designation for wood harvested from forests that are responsibly managed, socially beneficial, environmentally conscious and economically viable. If a product, like a piece of tropical hardwood furniture, is labeled as "FSC Certified", it means that the wood used in the piece and manufacturer that made it met the requirements of the forest stewardship Council. All products manufactured by **GREENLAM**® for this HPL collection are FSC certified.

SIZE AVAILABILITY IN FINISHES

Finish	Abbreviation	GREENLAM STANDARD (4' X 8')	GREENLAM DOOR SPECIALS (3' X 7')	GREENLAM "M" Range (4' X 10')	GREENLAM "L" Range (4.25' X 10')	GREENLAM "XL" Range (5' X 12')	GREENLAM COMPACT LAMINATES (6' X 12')
AFX	AFX	.	.	.	√	.	.
ARIA NEW	ARA	√
COUNTRY WOOD	CTR	√
EDGY ASH	ASH	√
EMBOSSED INTERWEAVE	EMI	√
HANDSCRAPPED	HSC	√
HD GLOSS	HDG	√
NAPPA LEATHER	NLT	√
OLMO	OLM	√
PACIFIC TRAIL	PTR	√
RAFFIA	RAF	√
SANTHIA	SAN	√
SATIN NEW	SAT	√
SIERRA	SRA	√
SPARKLE	SPK	√
STONE	STN	√
STUCCO	STC	√	.	√	.	√	.
SUEDE	SUD	√	√	√	√	√	√
SUPER GLOSS	SGL	√
SYNCHRO	SY1, SY2	√
TRACE NEW	TRC	√
TECHNO STEEL	TST	√
TEXMEX	TXM	√
VERACIOUS BARK	VRB	√	.	√	.	.	.
ZERO REFLECTION	ZRL	√

Note: All Sample are in Suede finish unless mentioned.

- These are speciality laminate and are priced differently.
- Ⓜ Design available in Post Forming grade also
- Ⓜ Greenlam Doors Special available in 3' x 7'
- Ⓜ Design also available in 4' x 10'
- Ⓜ Compact Laminates available in 6' x 12'
- Ⓜ Design also available in 4.25' x 10'
- Ⓜ Design also available in 5' x 12'

Ⓜ Horizontal Design
P Premium Product

New Design Highlighted In Red Colour

LIABILITY

Whereas the products are manufactured to exacting standards, the nature of the application procedure is beyond our control. While we are pleased to offer advice, we cannot guarantee the finishing results or accept liability for it. All information is provided in good faith but without warranty expressed or implied. The liability of the Company is limited to replacement of defective goods only. It is therefore necessary that prior to any commercial use you should conduct your own tests to evaluate efficacy of the product under the particular condition for its intended use.

TECHNICAL SPECIFICATION

GREENLAM HIGH PRESSURE LAMINATES

S. No.	Performance Characteristics	Requirement as per IS 2046: 1995	Greenlam Values	Requirement as per IS 2046: 1995	Greenlam Values
	Type and thickness	HGS, Thickness 1.0 mm		HGS Thickness 1.5 mm	
1	Dimensional properties				
	Length X Width (2440X1220)mm	+10, -Nil	Conforms	+10, -Nil	Conforms
	Thickness, mm	1.0 ± 0.10	Conforms	1.0 ± 0.15	Conforms
	Squareness,mm/Mtr	1.5mm, max	Conforms	1.5mm, max	Conforms
	Straightness of edges, mm/Mtr	1.5mm, max	Conforms	1.5mm, max	Conforms
2	Resistance to dry heat at 180°C	Not worse than Grade 4	Conforms	Not worse than Grade 4	Conforms
3	Resistance to surface wear, Revolutions	350 (Min.)	Conforms	350 (Min.)	Conforms
4	Resistance to Immersion in boiling water				
	a) Mass increase, %	10.0 (Max.)	Conforms	7.50 (Max.)	Conforms
	b) Thickness increase, %	11.8 (Max.)	Conforms	8.5 (Max.)	Conforms
	c) Appearance	Not worse than Grade 4	Conforms	Not worse than Grade 4	Conforms
5	Dimensional stability at deviated temperature				
	Longitudinal	0.55 % (Max.)	Conforms	0.44 % (Max.)	Conforms
	Transverse	1.05 % (Max.)	Conforms	0.86 % (Max.)	Conforms
6	Resistance to impact by small diameter ball, Load	20 N (Min)	Conforms	20 N (Min)	Conforms
7	Resistance to Color change		Conforms		Conforms
	In Xenon Arc light	Not worse than Grade 6	Conforms	Not worse than Grade 6	Conforms
8	Resistance to cracking	Not worse than Grade 4	Conforms	Not worse than Grade 4	Conforms
9	Resistance to scratch	2.0	Conforms	2.0	Conforms
10	Resistance to stain	Not worse than Grade 5	Conforms	Not worse than Grade 5	Conforms
11	Resistance to cigarette burns	Not worse than Grade 3	Conforms	Not worse than Grade 3	Conforms
12	Resistance to steam	Not worse than Grade 4	Conforms	Not worse than Grade 4	Conforms
13	Density (Kg/m ³)	1360 – 1400	Conforms	1360 – 1400	Conforms
14	Anti-bacterial Efficacy & activity Test as per JIS 2801-2012*	% Reduction-95.0 (Min) Activity Criteria-2.0 (Min)	99.9 4.5 (Min)	% Reduction-95.0 (Min) Activity Criteria-2.0 (Min)	99.9 4.5 (Min)
	*Bacteria Tested:	1. Pseudomonas Aeruginosa 2. Enterococcus Faecalis 3. Candida Albicans 4. Pseudomonas Aeruginosa 5. Escherichia Coli 6. Klebsiella Pneumoniae 7. MRSA (Methicillin Resistant Staphylococcus Aureus) 8. Salmonella Enterica			

Note: Whereas Greenlam products are manufactured to thorough standards, the nature of the application procedure is beyond our control. The values given above are to the best of knowledge but without liability/warranty, expressed or implied.

Greenlam Industries Limited warrants that all its products are free from manufacturing defects and perfectly fit for use under normal conditions. In case of any claims, the liability of the company is however limited to the cost of the product only.

Note: The samples shown here are only indicative of the colour patterns and finishes available.
 *Greenlam is available in 1.00mm Greenlam supertuf is available in 1.5mm

PRODUCT PORTFOLIO

Greenlam laminates and allied products

A result of an undying passion for craft, technology and art ; Greenlam product range can work with almost any style of decor. Offering breakthrough designs and stunning textures which are incredibly gorgeous and strikingly creative. Designed to transform dull spaces to a lively paradise. Each variant of laminate is complemented by exquisite detailing and understated, to say the least.

HD GLOSS LAMINATE



A superior gloss laminate empowered with the best in class Scuff, Abrasion and MAR resistance to resist permanent deformation or micro scratches resulting from the application of dynamic mechanical force.

DIGITAL LAMINATE



Innovation and contemporary consolidated into one. Extensive variety of digital colours and patterns for you to enrich every nook and corner of your spaces. Be a trendsetter.

CUSTOM LAMINATE



Now decorate the world around you with your imagination and adorn your house just the way you want with custom laminates. Bring us your own images, artwork, photographs or illustrations and we'll create laminates that are unusual and memorable.

ELECTROSTATIC DISSIPATIVE LAMINATE



When it comes to excellent immensional stability, ESD laminates come first. Having five times more stiffness than its substitutes, the chances of dust accumulation are less on these laminates making them ideal for IT offices, call centres, laboratories, electronic industries, pharmaceutical labs, offices where electronic gadgets are regularly used.

UNICORE LAMINATE



A result of an undying passion for craft, technology and art, these laminates are perfect for edging to create a uniform and seamless finish with no dark edged. Made with special decorative paper-Unicore, in solid colours, suede & gloss surfaces, it enhance the decor aesthetically.

SWITCH BOARD PANEL



A collection of ready to use switch board panels which can be easily cut and drilled, these panels are apt for homes and offices. Manufactured under strict process control, these panels come to life by layering of phenolic resin impregnated 'A' Grade kraft paper with melamine strength and electrical properties.

CHALK & MARKER GRADE LAMINATE



Two premium ranges of laminates, available in a variety of colours, these laminates, when wiped, turn spotless and live much longer than the traditional boards in schools and corporate houses.

MFC



Fused with excellent machinability, superior screw-holding power & smooth surface finish, these Melamine Faced Chip Boards are crafted to add perfection to the spaces. Offering a very wide range of stunning designs, they are ideal for both commercial and residential spaces.

FIRE RETARDANT LAMINATE



Treated with imported fire retardant chemicals which help in delaying temperature rise, making it resistant to fire. Available in a variety of colours and designs, these laminates are high in aesthetic appeal and ensure secured environment.

POSTFORMING LAMINATE



Designed exclusively to enhance the aesthetics of your interiors while preventing water seepage in crevices and moisture retention. Armed with added flexibility and malleability, the post forming laminates are ideal for application on shutters, counter tops, furniture tops etc.

COUNTERTOP LAMINATE



A perfect fit when it comes to kitchen and bathroom settings, these laminates are remarkably elegant, modern and at the same time are resistant to stains, moisture and abrasions. Available in a wide range of sizes and colours to add to your taste of stylish interiors.

SUPERTUFF LAMINATE



Tough from inside. Exquisite on the outside. That are Greenlam Supertuff laminates for you. Available in 1.5mm thickness, these laminates are engineered to withstand rough usage.

DOOR SPECIAL LAMINATE



A range so perfectly fit for doors, these laminates not only clad your doors seamlessly but also make them look beautiful. Available in a specialised 3'x7' size to cater to your every need.

DECOLINER LAMINATE



Range of low maintenance liner grade laminates that add a new dimension to your craftsmanship. Make your cabinets, cupboards & wardrobes as beautiful inside as they are outside.

PRODUCT PORTFOLIO

Greenlam compact laminates and allied products

As Asia's leading manufacturer of high pressure laminates, Greenlam offers you durable and decorative Greenlam Compact Laminates. The perfect choice to build your ideal interior and exterior. While their sturdiness makes them apt for a wide range of applications, their spectacular colours make them more desirable.



Exterior Grade Compact Laminates with unmatched GLE technology, designed to make exteriors enthralling and gripping.



Interior Grade Compact Laminate crafted to beautify your interiors, made from solid grade high pressure Compact Laminates.



Chemical Resistant Compact Laminates, designed specifically to shield surfaces from chemical abuse.



Presenting a new world of restroom cubicles and locker solutions studded with innovative designs and unique features. Enabling you to design your world your way with its customization feature, it offers you innovative and bold patterns & themes to turn spaces into marvels. Not only this, our expert installation team installs these lockers and restroom cubicles at your spaces assuring perfection.



Planned by the seasoned artistic minds, these new patterns let you explore infinite possibilities and bring new life into your spaces with sheer brilliance.



Specifically crafted for interior design projects and bespoke furniture, these laminates are perfect for edging to create a uniform and seamless finish.



Thinner alternatives of Compact Laminates, these panels are durable and sturdy as ply boards. These are designed to be particularly resistant to degradation, scratch and stain making them perfect for bathroom doors, workstation partitions and other self-supporting vertical applications.



The result of our cutting-edge technology, these revolutionary laminates have solid coloured patterns over the edges to add an extra edge of magnificence.

WOODS AND ALLIED PRODUCTS



A premium range of natural decorative veneers that make your interiors naturally beautiful. This exclusive range of veneers brings you the world's most exotic timbers offering you more than 200 species of woods. Available in Natural / Teak / Engineered.



Mikasa real wood floors, produced in India for the first time, draws inspiration from a Spanish phrase "Mi Casa, Su Casa", which means my home is your home. Mikasa is inspired by wood. Each piece of wood is enhanced using the latest technology, thus bringing out the true character of wood. It offers the largest collection of engineered wooden flooring in various thicknesses and sizes. We create the finest floors. For those who have the finest taste.



Unlike traditional doors, Mikasa offers complete door solutions. Ready to fit, engineered from real wood, superior factory-finished products make you look at the doors in a whole new light.

BRANCH OFFICES

AGRA 9005094737	AHMEDABAD 9909983383	BANGALORE 6366892055	BHUBANESHWAR 9777454095
CHANDIGARH 9779450510 0172-62512583	CHENNAI 9500092471 044-42822672	COIMBATORE 9003917470 0422-4370407	DELHI / NCR 9650101768
GHAZIABAD 9650627111	GUWAHATI 8134944778 0361-2733306	HYDERABAD 9985711880 040-24801429	INDORE 9752593453 0731-4206153
JAIPUR 9818040684 0141-2333747	KOCHI 9746474575 0484-2531598	KOLKATA 9007011903	LUCKNOW 7521000128 0522-4000475
MUMBAI 9136102399 022-26825203	NAGPUR 9158886981	PATNA 9771404756 0612-6450235	PUNE 9730084501 020-26169307
ROHTAK 9896393599	RAIPUR 6263028283	RANCHI 9771400438	VIJAYAWADA 9949818673 0866-2523135

Toll Free No.: 1800 833 0004

Corporate Office
2nd Floor, West Wing, Worldmark 1,
Aerocity, IGI Airport Hospitality District,
New Delhi - 110 037
Tel : 91-11-42791399
E-mail : info@greenlam.com
Website : www.greenlamindustries.com

Greenlam Experience Center
25/B, Shop No. E & F. Mirza Ghalib Road,
Park Street. Opposite - West side Mall,
Kolkata – 700016.
Mob : - +91-98303-18020; +91 62921-26662
E-mail : experiencecenter.kolkata@greenlam.com



Greenlam
Industries Limited

WWW.GREENLAM.COM